

CP2423 – Multi Factor Authentication (MFA) –

Profile (iOS)

For Document Navigation:

- Click the “View” menu above
- Show “Navigation Pane” menu option

REVISION HISTORY

Version	Date	Name	Details
1.0	7/20/2017	Shawn	Copy deck draft
2.0	7/24/2017	Katherine	See comments and changes on pages: 1a, 2,3,4,7,8,10 & 12
3.0	8/1/17	Shawn	Update screen on Page 8
4.0	8/17/17	Shawn	Update copy on Page 3 (1a)
5.0	8/21/17	Shawn	Further updates to align with Mobile web and browser (page 4, 8)
6.0	8/22/17	Shawn	Per LJ, add Receive Marketing Offers on page 4
7.0	8/24/17	Shawn	Per LJ, add Marketing Preferences disclaimer on page 4
8.0	8/25/17	Shawn	Final edits and cleanup for Legal review
9.0	9/12/17	Shawn	Further updates to align with Mobile Web copy deck
10.0	9/13/17	Shawn	Updates per development – pages 4,6, 8, 10, 12, 14
11.0	9/14/17	Shawn	Updates per development – page 4
12.0	9/18/17	Shawn	Updates per development – page 6
13.0	9/21/17	Shawn	Updates per Marketing – Page 12
14.0	9/25/17	Shawn	Added TCPA disclaimer to page 8
15.0	9/26/17	Shawn	Further edits to TCPA disclaimer on page 8
16.0	9/27/17	Shawn	Corrected Defects #1040 (page4) ,#1045, (page 6), #1047 (page 8) and #1049 (page 12)

Legend

Yellow highlighted copy = new copy edits

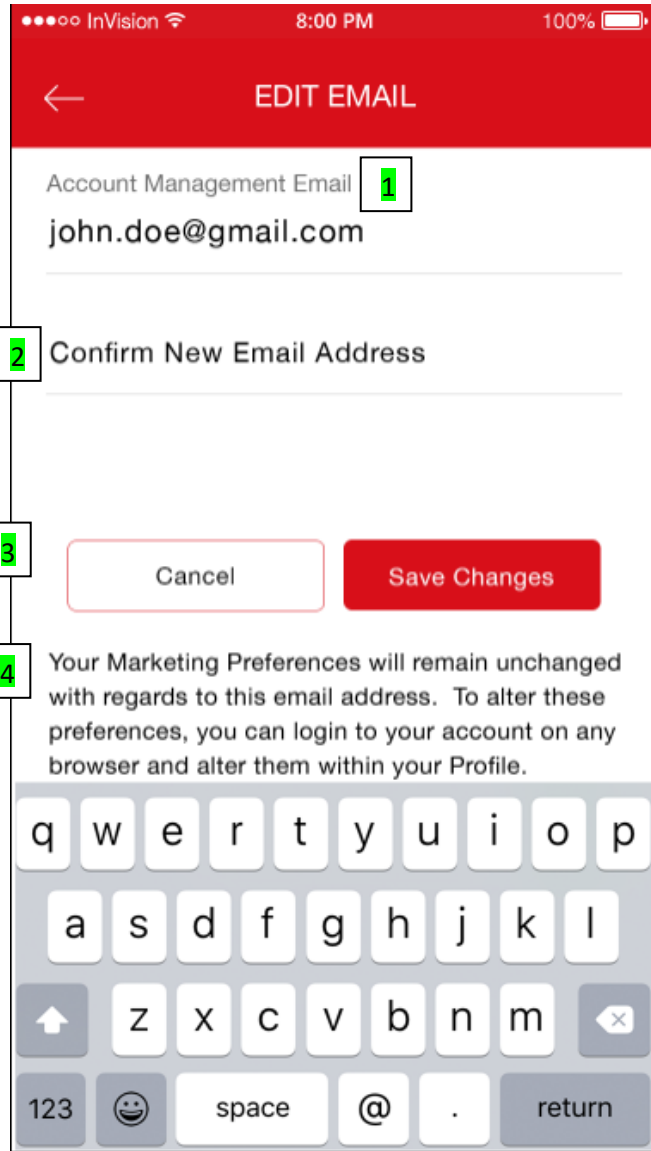
Grayed out copy = copy that appears when info bubble is opened

New = new page

1.0 MFA PROFILE FLOWS

Page	mApp Prototype Pages	TFS mApp Proposed Content	LFS mApp Proposed Content
1a	<p>My Profile</p>	<p>1 [left arrow]SECURITY VERIFICATION SETTINGS</p> <p>2 Account Management Email ></p> <p>3 Security Phone Number ></p> <p>4 Security Verification Method ></p> <p>5 2-Step Verification ></p> <p>6 To change your username or password, log in to your account from your desktop or mobile browser.</p>	<p>1 [left arrow]SECURITY VERIFICATION SETTINGS</p> <p>2 Account Management Email ></p> <p>3 Security Phone Number ></p> <p>4 Security Verification Method ></p> <p>5 2-Step Verification ></p> <p>6 To change your username or password, log in to your account from your desktop or mobile browser.</p>

2 Email Address Settings > Edit Email



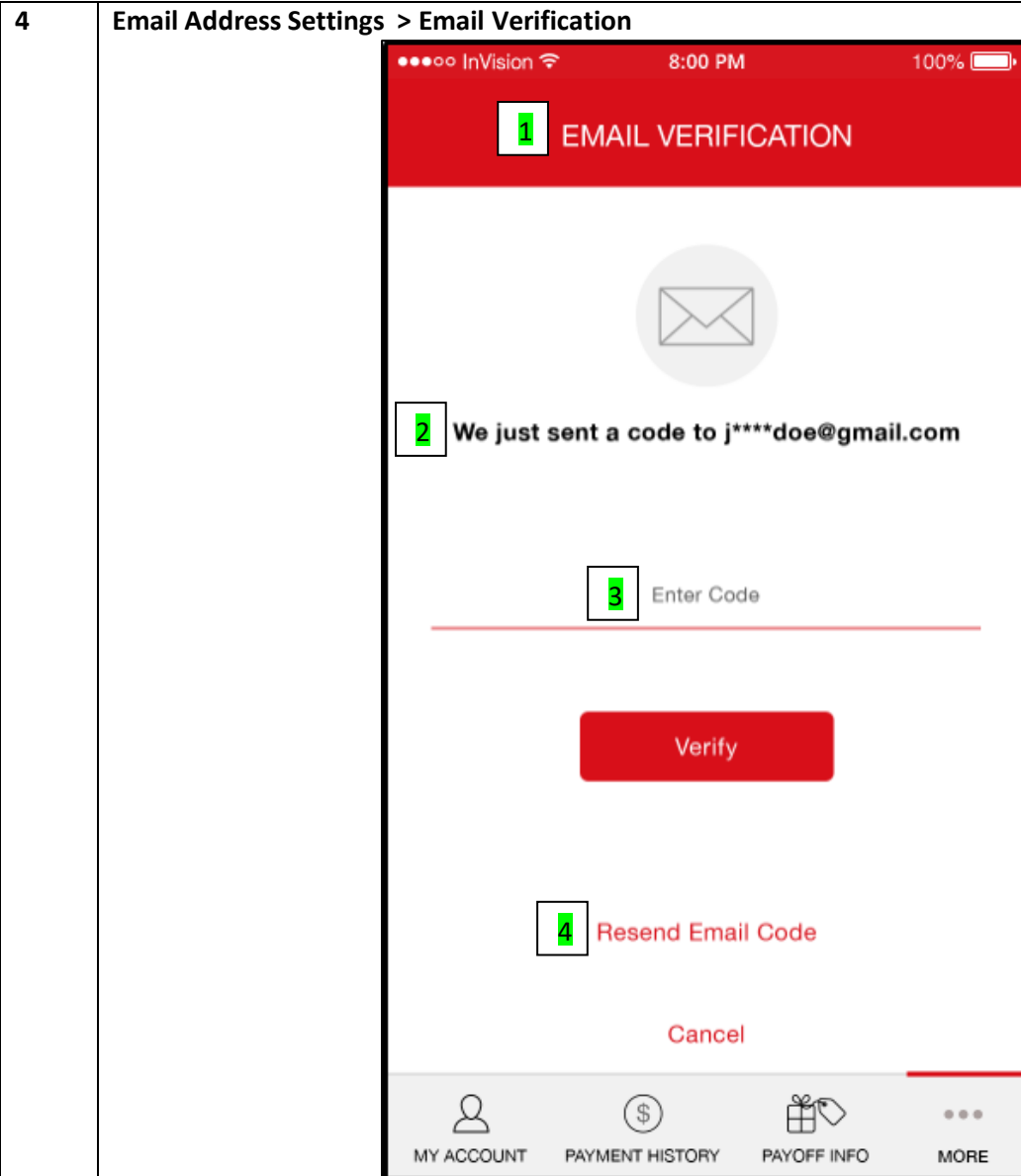
[left arrow] EDIT EMAIL

- 1 Account Management Email [info bubble] This email address is our primary point of contact with you related to your TFS account. If you enroll in Pay Online, you will receive all correspondence at this email address. [email address]
- 2 Confirm New Account Management Email [email address]
- 3 Button [Cancel] Button [Save]
- 4

[left arrow] EDIT EMAIL




- 1 Account Management Email [info bubble] This email address is our primary point of contact with you related to your LFS account. If you enroll in Pay Online, you will receive all correspondence at this email address. [email address]
- 2 Confirm New Account Management Email [email address]
- 3 Button [Cancel] Button [Save]
- 4

3	<p>Email Address Settings > Password Confirmation</p> <div data-bbox="585 232 1190 649"> <p style="text-align: center;">Password Confirmation</p> <p>1 Please provide your password below to confirm the change to your profile details.</p> <p>Password</p> <input data-bbox="639 456 1131 526" type="text"/> <p style="text-align: center;"> Cancel Submit </p> </div>	<p>Password Confirmation</p> <p>1 Please provide your password below to confirm the change to your Account Management Email.</p> <p>Password [text box]</p> <p>Submit [Cancel] Button [Submit]</p>	<p>Password Confirmation</p> <p>1 Please provide your password below to confirm the change to your Account Management Email.</p> <p>Password [text box]</p> <p>Submit [Cancel] Button [Submit]</p>
---	----------------------------------------------------------------------------------------------------------------------------------------------------------------------------------------------------------------------------------------------------------------------------------------------------------------------------------------------------------------------------------------------------------------------------	----------------------------------------------------------------------------------------------------------------------------------------------------------------------------------------------------------------------------------------	----------------------------------------------------------------------------------------------------------------------------------------------------------------------------------------------------------------------------------------

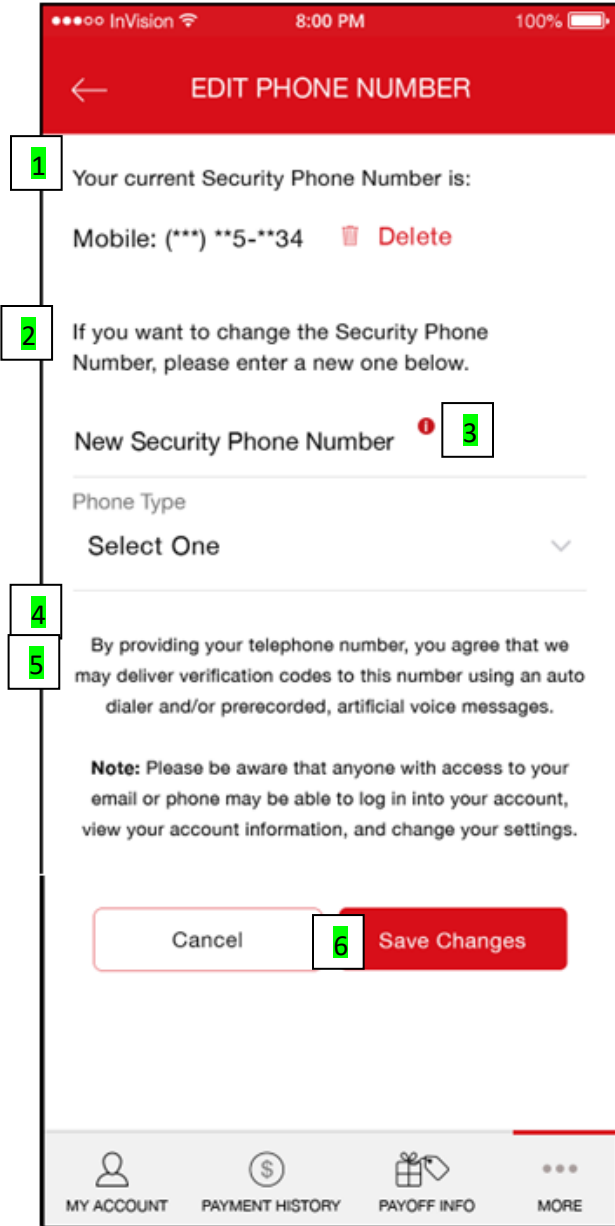


- 1 SECURITY CODE VERIFICATION
[envelope icon]
- 2 A verification code was sent to [email address]
- 3 Enter Verification Code
[numeric input field]
- Button [Verify]
- 4 Email New Verification Code
Cancel

- 1 SECURITY CODE VERIFICATION
[envelope icon]
- 2 A verification code was sent to [email address]
- 3 Enter Verification Code
[numeric input field]
- Button [Verify]
- 4 Email New Verification Code
Cancel

5	<p>Email Address Settings > Confirmation</p> <div data-bbox="577 230 1193 561"><h3>Confirmation</h3><p> Your Account Management Email Address has been updated</p><hr/><p>Continue</p></div>	<p>Confirmation</p> <p> Your Account Management Email has been updated</p> <p>Button [Continue]</p>	<p>Confirmation</p> <p> Your Account Management Email has been updated</p> <p>Button [Continue]</p>
---	-----------------------------------------------------------------------------------------------------------------------------------------------------------------------------------------------------------------------------------------------------------------------------------------	-----------------------------------------------------------------------------------------------------------------------------------------------------------------------------------------------	-----------------------------------------------------------------------------------------------------------------------------------------------------------------------------------------------

6 Security Phone Number > Edit Phone Number



1 [left arrow] EDIT PHONE NUMBER
Security Phone Number
Marketing Consent
By checking any of the "Receive Marketing Offers" box below in connection with each telephone number being provided by you and clicking the "Save Changes" button, you authorize us to initiate telemarketing calls and text messages to the telephone number using an automatic telephone dialing system and/or an artificial or prerecorded voice. You are not required to agree to this Marketing Consent to obtain any goods and/or services from us.

Your current Security Phone Number is:
[phone type]: (***)***-**** [trash icon] Delete

2 If you want to change your Security Phone Number, please enter a new one below.

3 New Security Phone Number
[info bubble] By providing your telephone number, you agree that we may deliver verification codes to this number using an auto dialer and/or prerecorded, artificial voice messages.

Phone Type
[Dropdown]
Select One
Mobile
Landline

[radio button] Text Me
[radio button] Call Me

Message & data rates may apply.

4 [checkbox] Receive Marketing Offers (Optional)

Note: Please be aware that anyone with access to your email or phone may be able to login into your account, view your account information, and change your settings.

5 Button [Cancel]
Button [Save]

1 [left arrow] EDIT PHONE NUMBER
Security Phone Number
Marketing Consent
By checking any of the "Receive Marketing Offers" box below in connection with each telephone number being provided by you and clicking the "Save Changes" button, you authorize us to initiate telemarketing calls and text messages to the telephone number using an automatic telephone dialing system and/or an artificial or prerecorded voice. You are not required to agree to this Marketing Consent to obtain any goods and/or services from us.

Your current Security Phone Number is:
[phone type]: (***)***-**** [trash icon] Delete

2 If you want to change your Security Phone Number, please enter a new one below.

3 New Security Phone Number
[info bubble] By providing your telephone number, you agree that we may deliver verification codes to this number using an auto dialer and/or prerecorded, artificial voice messages.

Phone Type
[Dropdown]
Select One
Mobile
Landline

[radio button] Text Me
[radio button] Call Me

Message & data rates may apply.

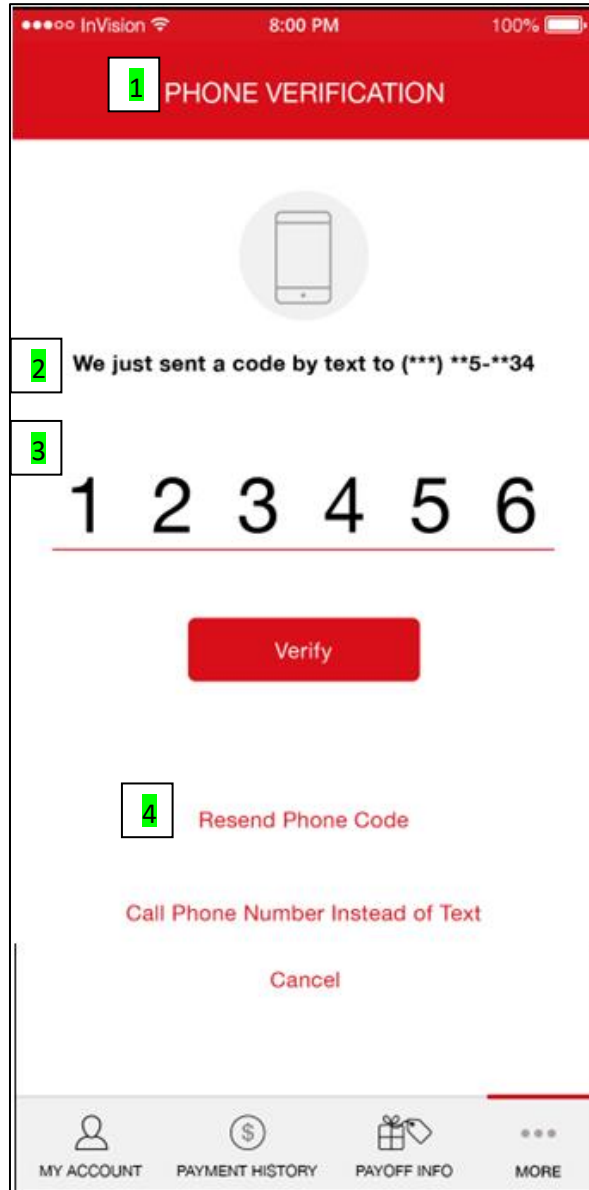
4 [checkbox] Receive Marketing Offers (Optional)

Note: Please be aware that anyone with access to your email or phone may be able to login into your account, view your account information, and change your settings.

5 Button [Cancel]
Button [Save]

7	<p>Security Phone Number > Password Confirmation</p> <div data-bbox="580 230 1190 649"> <p style="text-align: center;">Password Confirmation</p> <p>1 Please provide your password below to confirm the change to your profile details.</p> <p>Password</p> <input data-bbox="639 456 1131 526" type="text"/> <p style="text-align: center;"> Cancel Submit </p> </div>	<p>Password Confirmation</p> <p>1 Please provide your password below to confirm the change to your Security Phone Number.</p> <p>Password [text box]</p> <p>Submit [Cancel] Button [Submit]</p>	<p>Password Confirmation</p> <p>1 Please provide your password below to confirm the change to your Security Phone Number.</p> <p>Password [text box]</p> <p>Submit [Cancel] Button [Submit]</p>
---	--------------------------------------------------------------------------------------------------------------------------------------------------------------------------------------------------------------------------------------------------------------------------------------------------------------------------------------------------------------------------------------------------------------------	------------------------------------------------------------------------------------------------------------------------------------------------------------------------------------------------------------------------------	------------------------------------------------------------------------------------------------------------------------------------------------------------------------------------------------------------------------------

8 Security Phone Number > Phone Verification



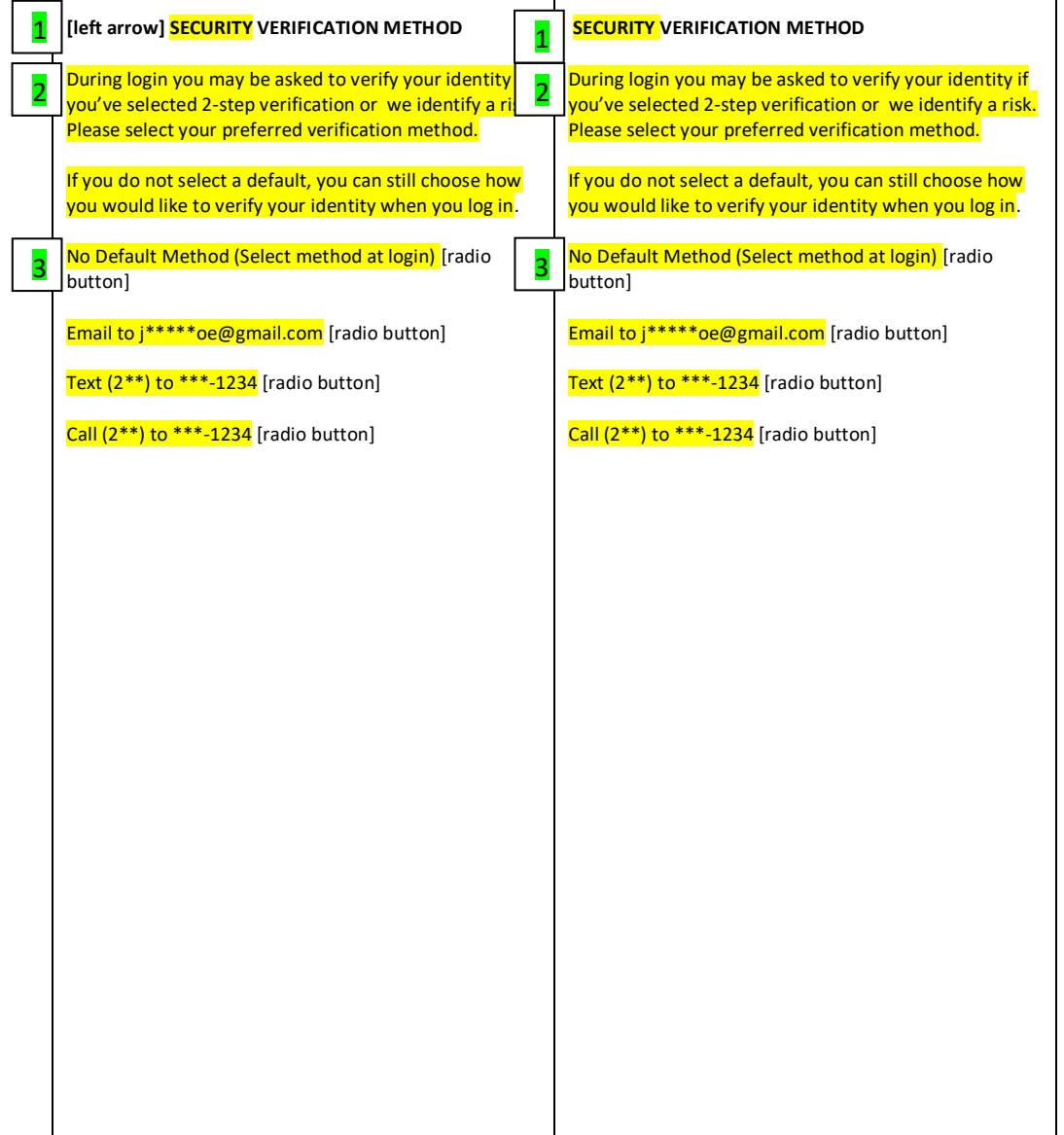
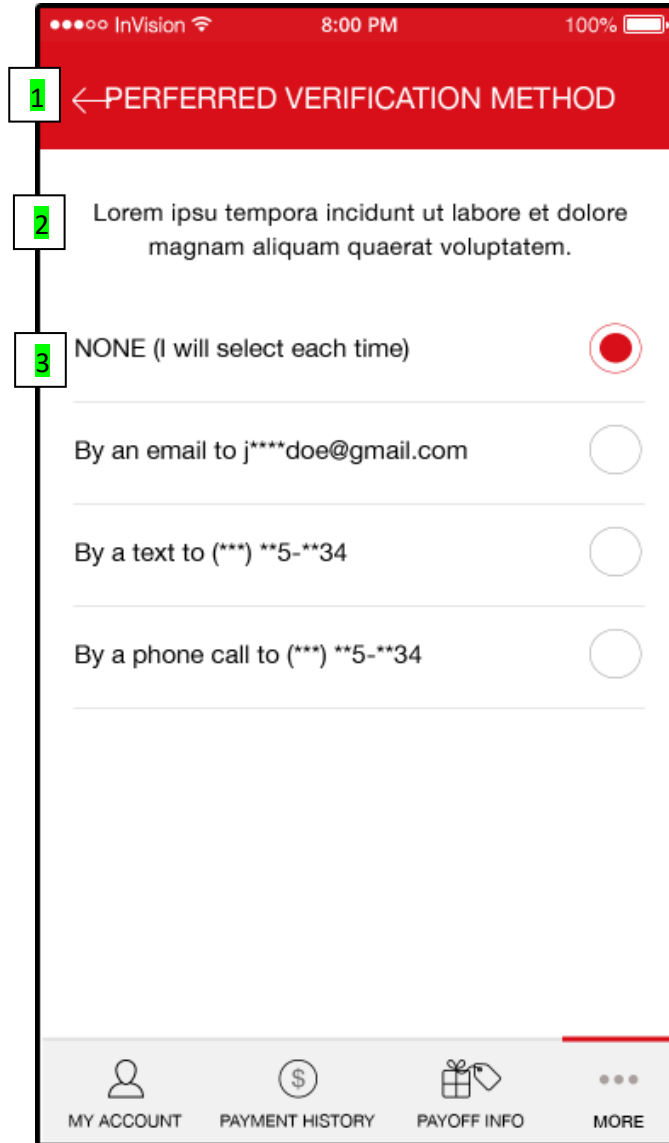
- 1 SECURITY CODE VERIFICATION
[phone icon]
- 2 A verification code was sent to (***) *** - 1234
- 3 Enter Verification Code
[numeric input field]
- Button [Verify]
- 4 Send New Verification Code to Phone Number
Edit Phone Number
Call Phone Number Instead of Text
Cancel




- 1 SECURITY CODE VERIFICATION
[phone icon]
- 2 A verification code was sent to (***) *** - 1234
- 3 Enter Verification Code
[numeric input field]
- Button [Verify]
- 4 Send New Verification Code to Phone Number
Edit Phone Number
Call Phone Number Instead of Text
Cancel

9	<p>Security Phone Number > Confirmation</p> <div data-bbox="580 230 1188 563" style="border: 1px solid black; padding: 10px; text-align: center;"><p>Confirmation</p><p>Your Security Phone Number has been updated.</p><hr/><p>Continue</p></div>	<p>Confirmation</p> <p>Your Security Phone Number has been updated.</p> <p>Button [Continue]</p>	<p>Confirmation</p> <p>Your Security Phone Number has been updated.</p> <p>Button [Continue]</p>
---	----------------------------------------------------------------------------------------------------------------------------------------------------------------------------------------------------------------------------------------------------------------------------	----------------------------------------------------------------------------------------------------------------	----------------------------------------------------------------------------------------------------------------

10

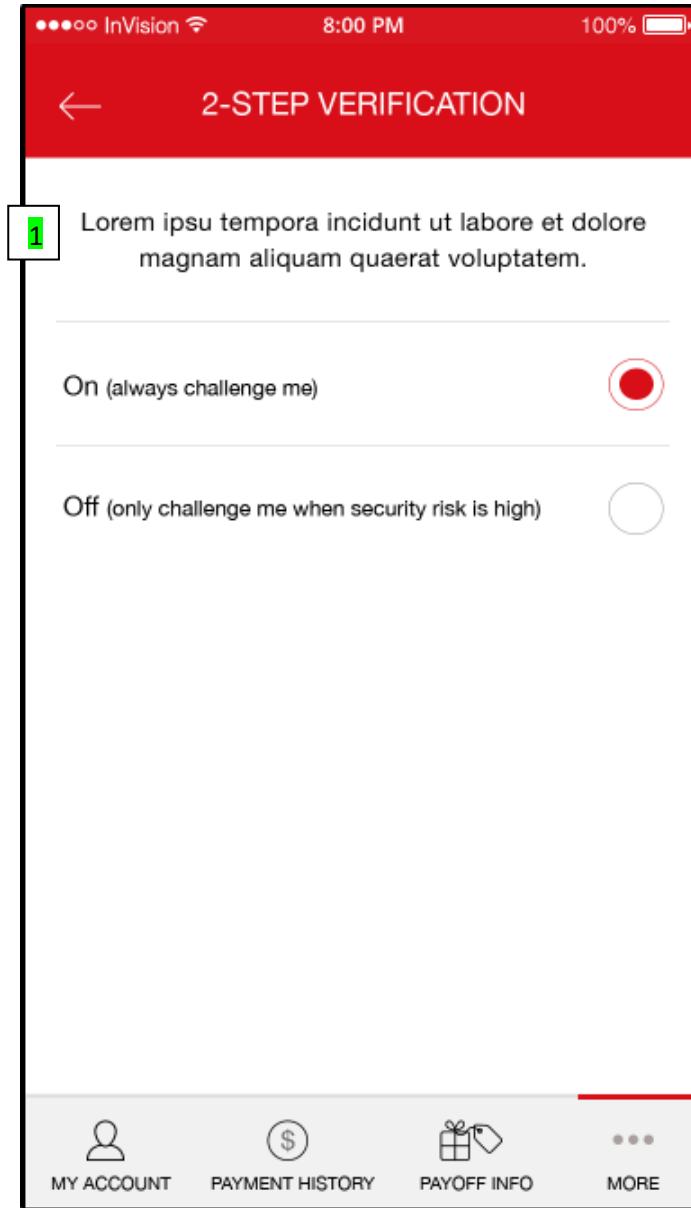
Security Verification Method >



11	<p>Security Verification Method > Confirmation</p> <div data-bbox="577 230 1190 565"><p>Confirmation</p><p> Your Default Verification Method has been updated.</p><hr/><p>Continue</p></div>	<p>Confirmation</p> <p> Your Security Verification Method has been updated.</p> <p>Button [Continue]</p>	<p>Confirmation</p> <p> Your Security Verification Method has been updated.</p> <p>Button [Continue]</p>
----	-------------------------------------------------------------------------------------------------------------------------------------------------------------------------------------------------------------------------------------------------------------------------------------------------------	---------------------------------------------------------------------------------------------------------------------------------------------------------------------------------------------	---------------------------------------------------------------------------------------------------------------------------------------------------------------------------------------------

12

2-Step Verification >



[left arrow] 2-STEP VERIFICATION

1 For additional security, 2-step verification requires you to enter your username, password and verification code whenever you log in. The verification code is sent to your preferred verification method (text, call or email).

On (always challenge me) [radio button]

Off (only challenge me when security risk is high) [radio button]

[left arrow] 2-STEP VERIFICATION

1 For additional security, 2-step verification requires you to enter your username, password and verification code whenever you log in. The verification code is sent to your preferred verification method (text, call or email).

On (always challenge me) [radio button]

Off (only challenge me when security risk is high) [radio button]

13	2-Step Verification > Confirmation <div data-bbox="580 232 1193 565"><p style="text-align: center;">Confirmation</p><p>Your Default Verification Method 1 been updated.</p><hr/><p style="text-align: center;">Continue</p></div>	<p>Confirmation</p> <p>1 Your 2-Step Verification has been updated.</p> <p>Button [Continue]</p>	<p>Confirmation</p> <p>1 Your 2-Step Verification has been updated.</p> <p>Button [Continue]</p>
----	---------------------------------------------------------------------------------------------------------------------------------------------------------------------------------------------------------------------------------------------------------------------------------------------------------	-----------------------------------------------------------------------------------------------------------------------------------------------------------	-----------------------------------------------------------------------------------------------------------------------------------------------------------