

CP2423 – Multi Factor Authentication (MFA) –

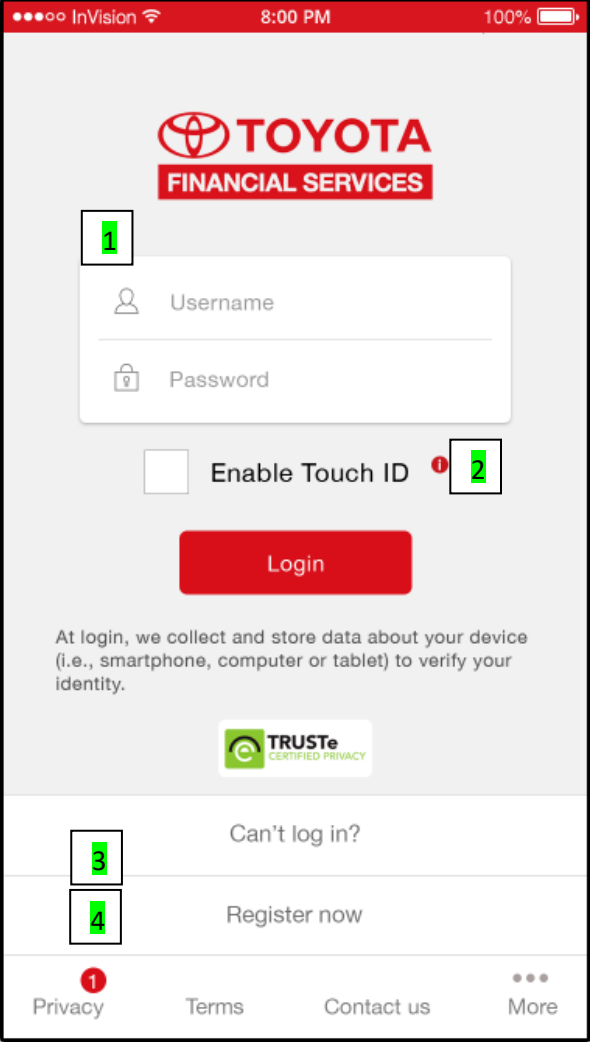
Self Service / Conversion (iOS)

For Document Navigation:

- Click the “View” menu above
- Show “Navigation Pane” menu option

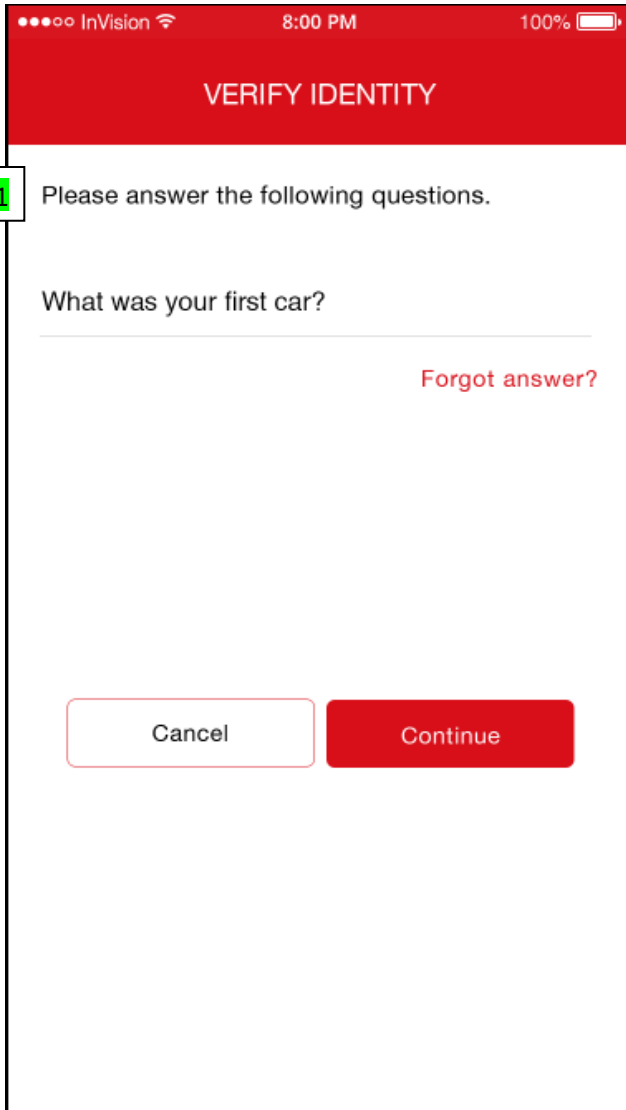
1.0 MFA CONVERSION FLOWS

1.1 MSFA/UP COMPLIANT

Page	iOS Prototype Pages	TFS iOS Proposed Content	LFS iOS Proposed Content
1	<p>Login</p> 	<p>Center Nav: [Toyota Financial Services Logo]</p> <p>1 Already registered on toyotafinancial.com? Log in using your username and password.</p> <p>[text box] Username [text box] Password</p> <p>[Radio Button] Enable Touch ID</p> <p>2 [info bubble] Touch ID lets you log in to your TFS account with your fingerprint in place of your username and password.</p> <p>Button [Login]</p> <p>At login, we collect and store data about your device (i.e., smartphone, computer or tablet) to verify your identity.</p> <p>[link] Can't log in? [link] Register now</p>	<p>Center Nav: [Lexus Financial Services Logo]</p> <p>1 Already registered on lexusfinancial.com? Log in using your username and password.</p> <p>[text box] Username [text box] Password</p> <p>[Radio Button] Enable Touch ID</p> <p>2 [info bubble] Touch ID lets you log in to your LFS account with your fingerprint in place of your username and password.</p> <p>Button [Login]</p> <p>At login, we collect and store data about your device (i.e., smartphone, computer or tablet) to verify your identity.</p> <p>[link] Can't log in? [link] Register now</p>

2

SQA 1



1

VERIFY IDENTITY

Please answer the following question.

[question] What was your first car?

[text box for answer]

Forgot answer?

Button [Cancel]

Button [Continue]

1

VERIFY IDENTITY

Please answer the following question.

[question] What was your first car?

[text box for answer]

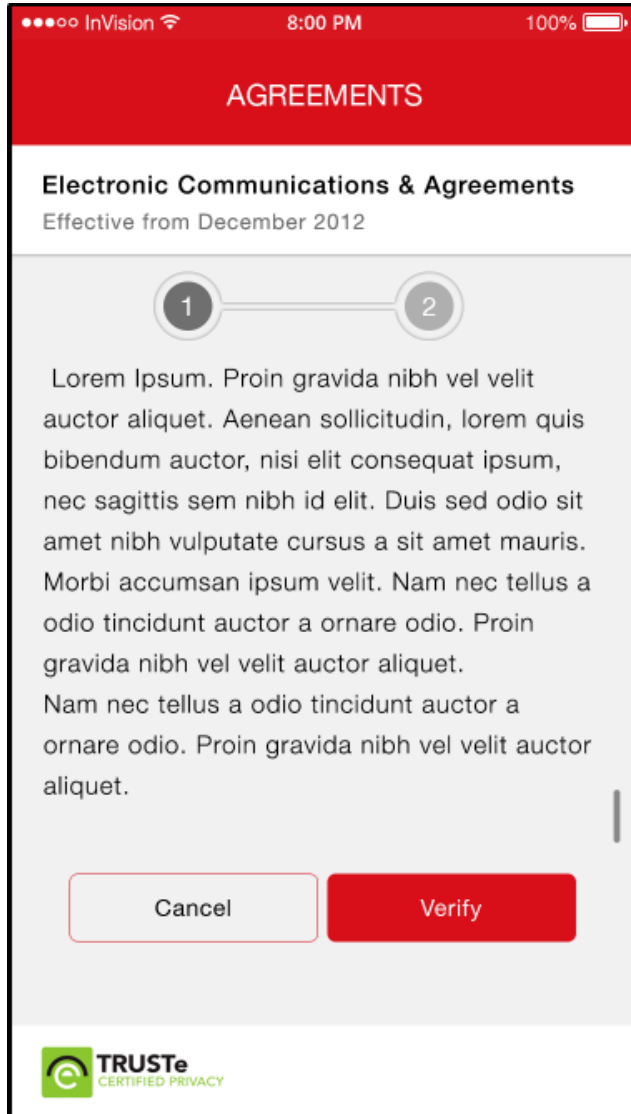
Forgot answer?

Button [Cancel]

Button [Continue]

3

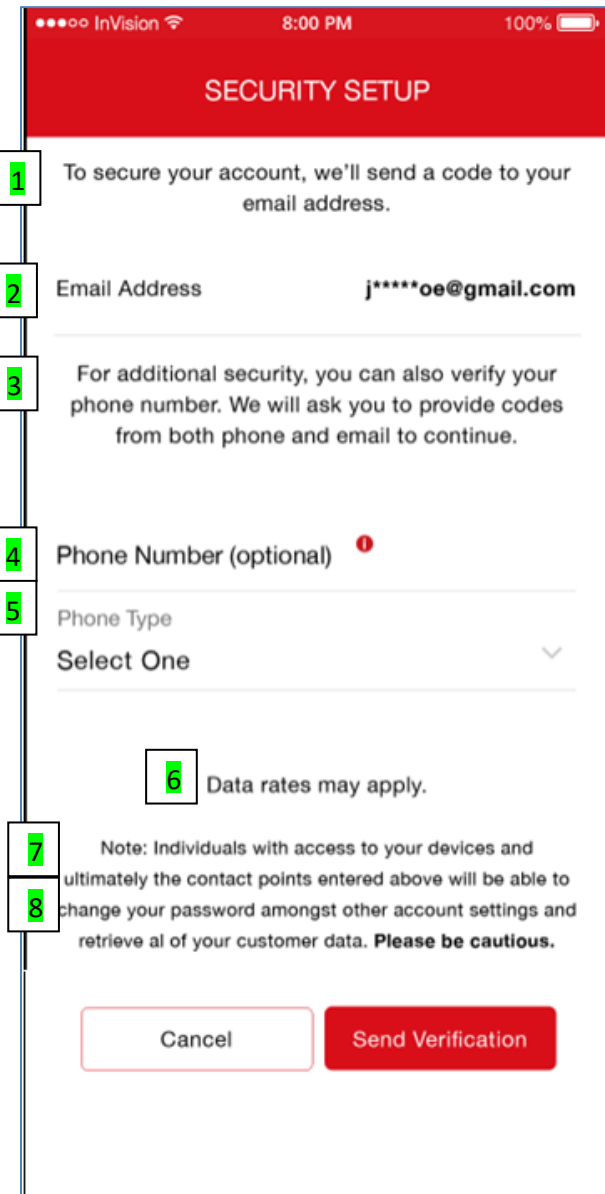
EBA OC



No copy change

No copy change

4 MFA Setup



SECURITY SETUP

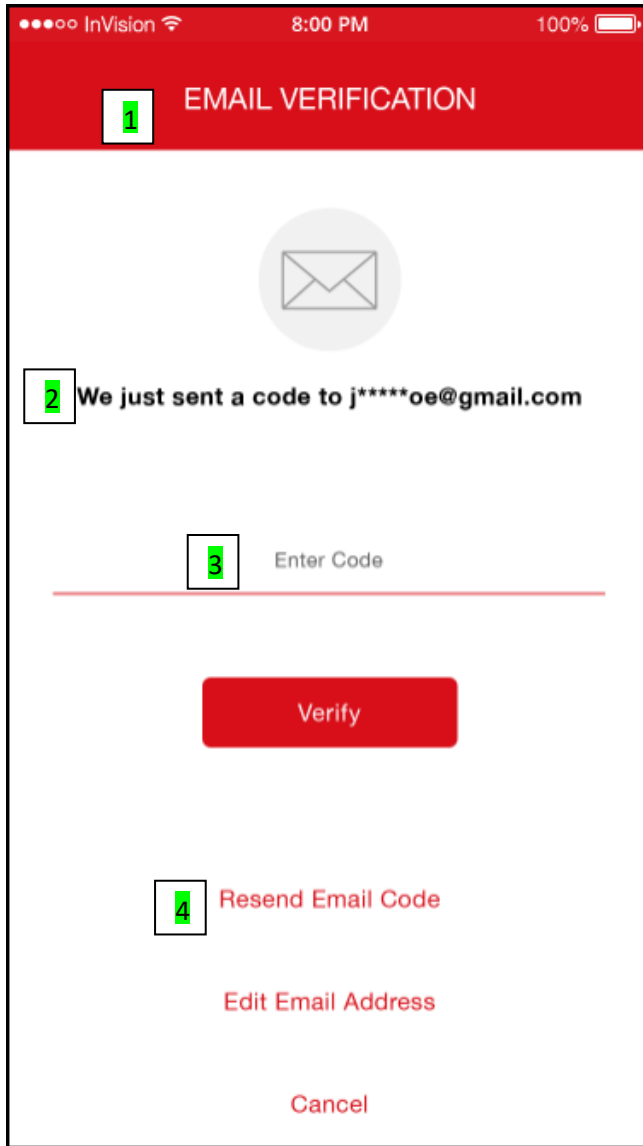
- 1 To help verify your account, we'll send a code to your email address.
- 2 Account Management Email [email address]
- 3 Phone (Recommended)
- 4 It's optional, but verifying your phone number now can save you time in the future by giving you another way to access your account when email is unavailable or inconvenient.
- 5 [text box]
- Phone Type [Dropdown] Select One Mobile Landline
- [radio button] Text Me [radio button] Call Me
- Message & data rates may apply.
- 6 By providing your telephone number, you agree that we may deliver verification codes to this number using an auto dialer and/or prerecorded, artificial voice messages.
- 7 Note: Please be aware that anyone with access to your email or phone may be able to log in into your account, view your account information, and change your settings.
- 8 Button [Cancel] Button [Send Verification]

SECURITY SETUP

- 1 To help verify your account, we'll send a code to your email address.
- 2 Account Management Email [email address]
- 3 Phone (Recommended)
- 4 It's optional, but verifying your phone number now can save you time in the future by giving you another way to access your account when email is unavailable or inconvenient.
- 5 [text box]
- Phone Type [Dropdown] Select One Mobile Landline
- [radio button] Text Me [radio button] Call Me
- Message & data rates may apply.
- 6 By providing your telephone number, you agree that we may deliver verification codes to this number using an auto dialer and/or prerecorded, artificial voice messages.
- 7 Note: Please be aware that anyone with access to your email or phone may be able to log in into your account, view your account information, and change your settings.
- 8 Button [Cancel] Button [Send Verification]

5

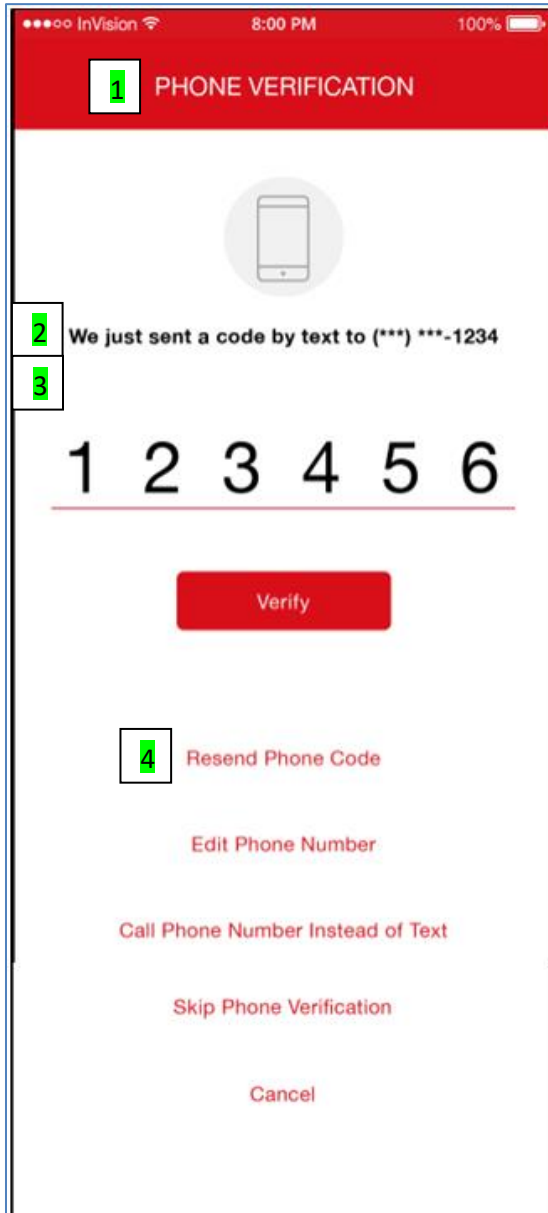
MFA Setup – Email Verification



- 1 SECURITY CODE VERIFICATION
[envelope icon]
- 2 A verification code was sent to [email address]
- 3 Enter Verification Code
[numeric input field]
- Button [Verify]
- 4 Email New Verification Code
Edit Account Management Email
Cancel

- 1 SECURITY CODE VERIFICATION
[envelope icon]
- 2 A verification code was sent to [email address]
- 3 Enter Verification Code
[numeric input field]
- Button [Verify]
- 4 Email New Verification Code
Edit Account Management Email
Cancel

6 MFA Setup – Phone Verification

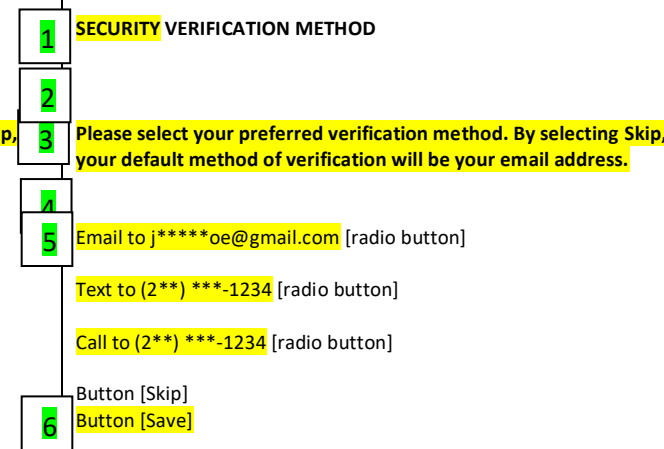
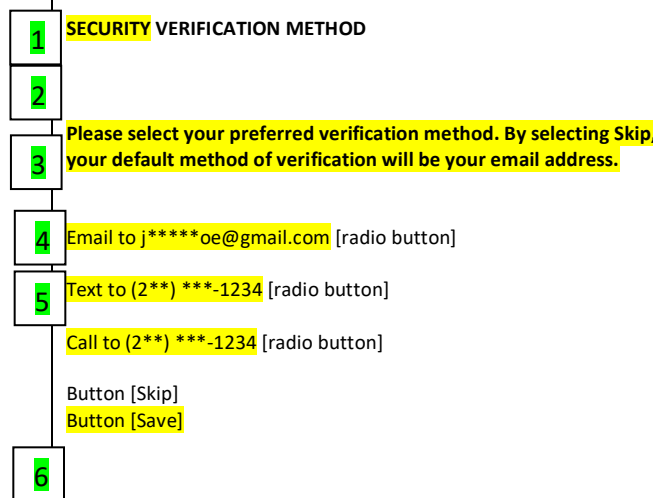
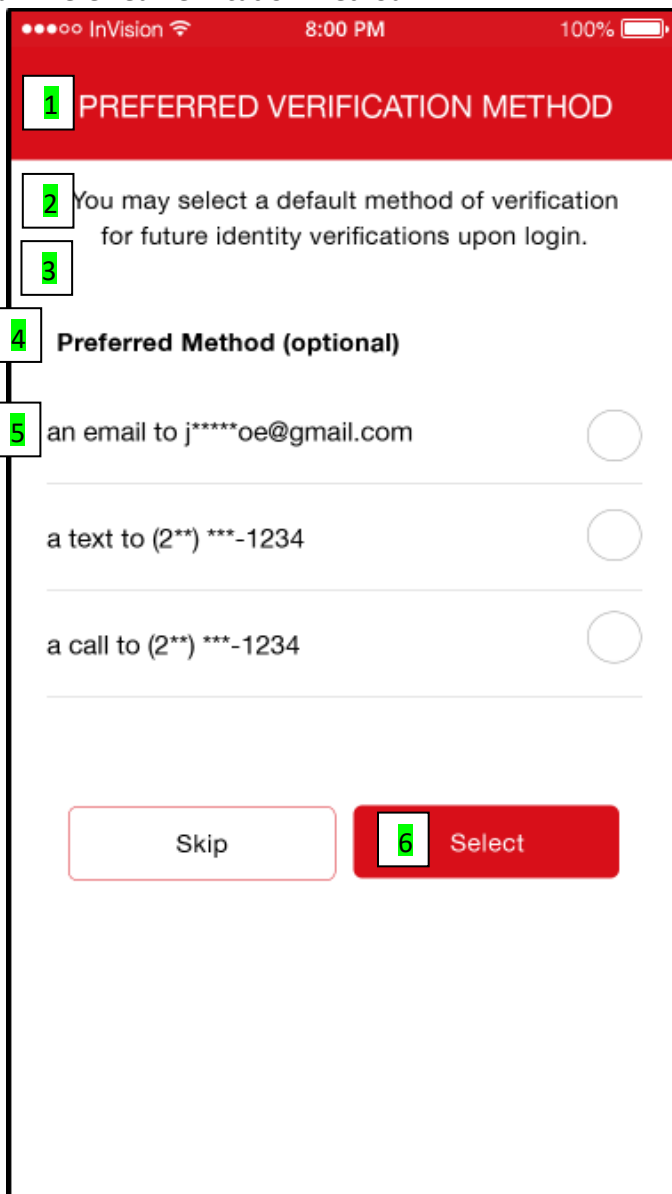


- 1 SECURITY CODE VERIFICATION
[phone icon]
- 2 A verification code was sent to (***) *** - 1234
- 3 Enter Verification Code
[numeric input field]
Button [Verify]
- 4 Send New Verification Code to Phone Number
Edit Phone Number
Call Phone Number Instead of Text
Skip Phone Verification
Cancel

- 1 SECURITY CODE VERIFICATION
[phone icon]
- 2 A verification code was sent to (***) *** - 1234
- 3 Enter Verification Code
[numeric input field]
Button [Verify]
- 4 Send New Verification Code to Phone Number
Edit Phone Number
Call Phone Number Instead of Text
Skip Phone Verification
Cancel

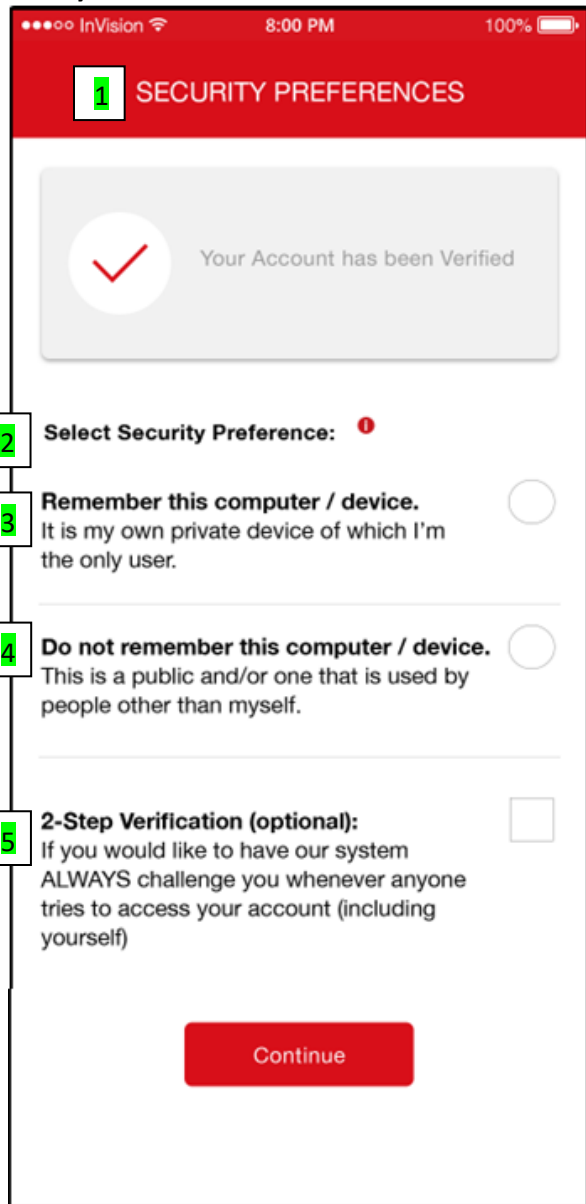
7

MFA Setup – Preferred Verification Method



8

MFA Setup – Security Preferences



SECURITY SETUP 1

[✓]Your Account Has Been Verified

2

Select Security Preference :

[info bubble]

If you select "Remember this computer / device" the next time you log in, you may be able to skip security verification. By selecting "Do not remember this computer / device," you will have to enter a verification code when you log in. Do not select "Remember this computer / device" if your device is used by people you don't trust with your account or personal information.

3

Remember this computer / device. I am the only user of this computer / device.

[radio button]

4

2-Step Verification (Optional):

For additional security, 2-step verification requires your password and a unique verification code at every login. The verification code will be sent to your preferred verification method (text, call or email), which can be updated in your Security settings.

[checkbox]

5

Do not remember this computer / device. There are other users of this shared computer / device.

[radio button]

Button [Continue]

SECURITY SETUP 1

[✓]Your Account Has Been Verified

2

Select Security Preference

[info bubble]

If you select "Remember this computer / device" the next time you log in, you may be able to skip security verification. By selecting "Do not remember this computer / device," you will have to enter a verification code when you log in. Do not select "Remember this computer / device" if your device is used by people you don't trust with your account or personal information.

3

Remember this computer / device. I am the only user of this computer / device.

[radio button]

4

2-Step Verification (Optional):

For additional security, 2-step verification requires your password and a unique verification code at every login. The verification code will be sent to your preferred verification method (text, call or email), which can be updated in your Security settings.

[checkbox]

5

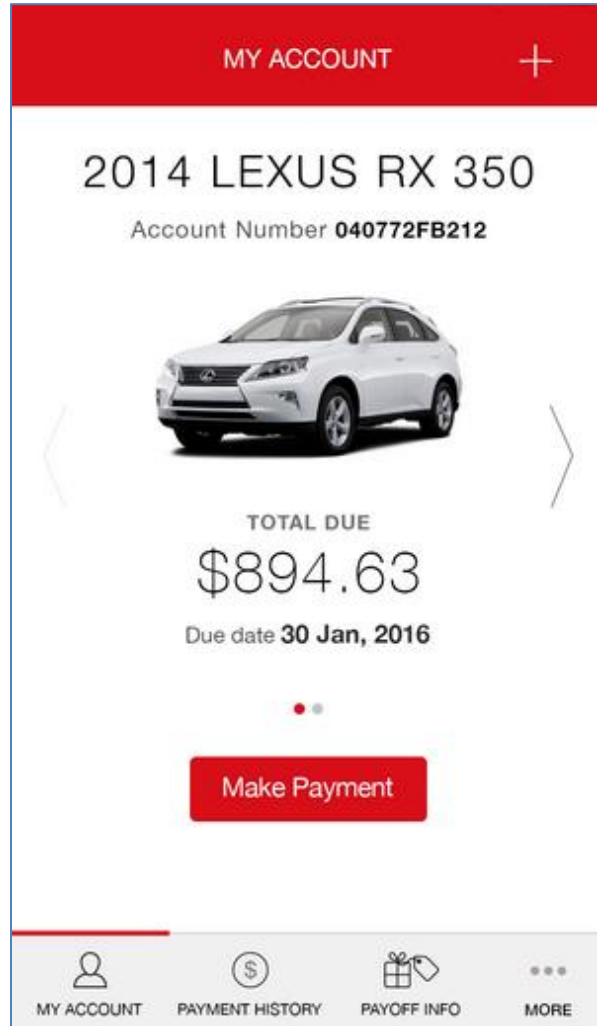
Do not remember this computer / device. There are other users of this shared computer / device.

[radio button]

Button [Continue]

9

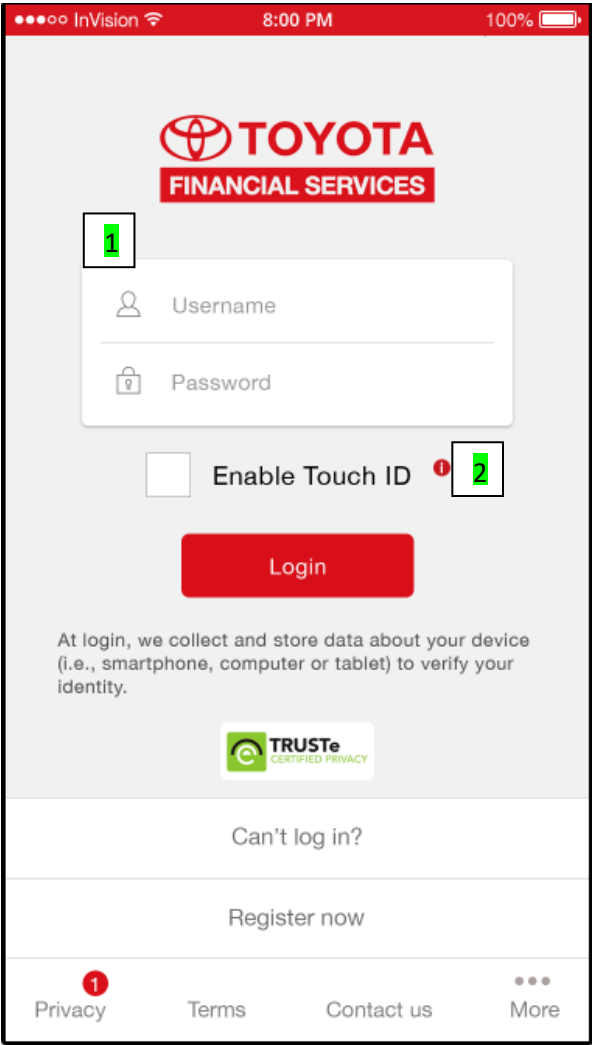
My Account

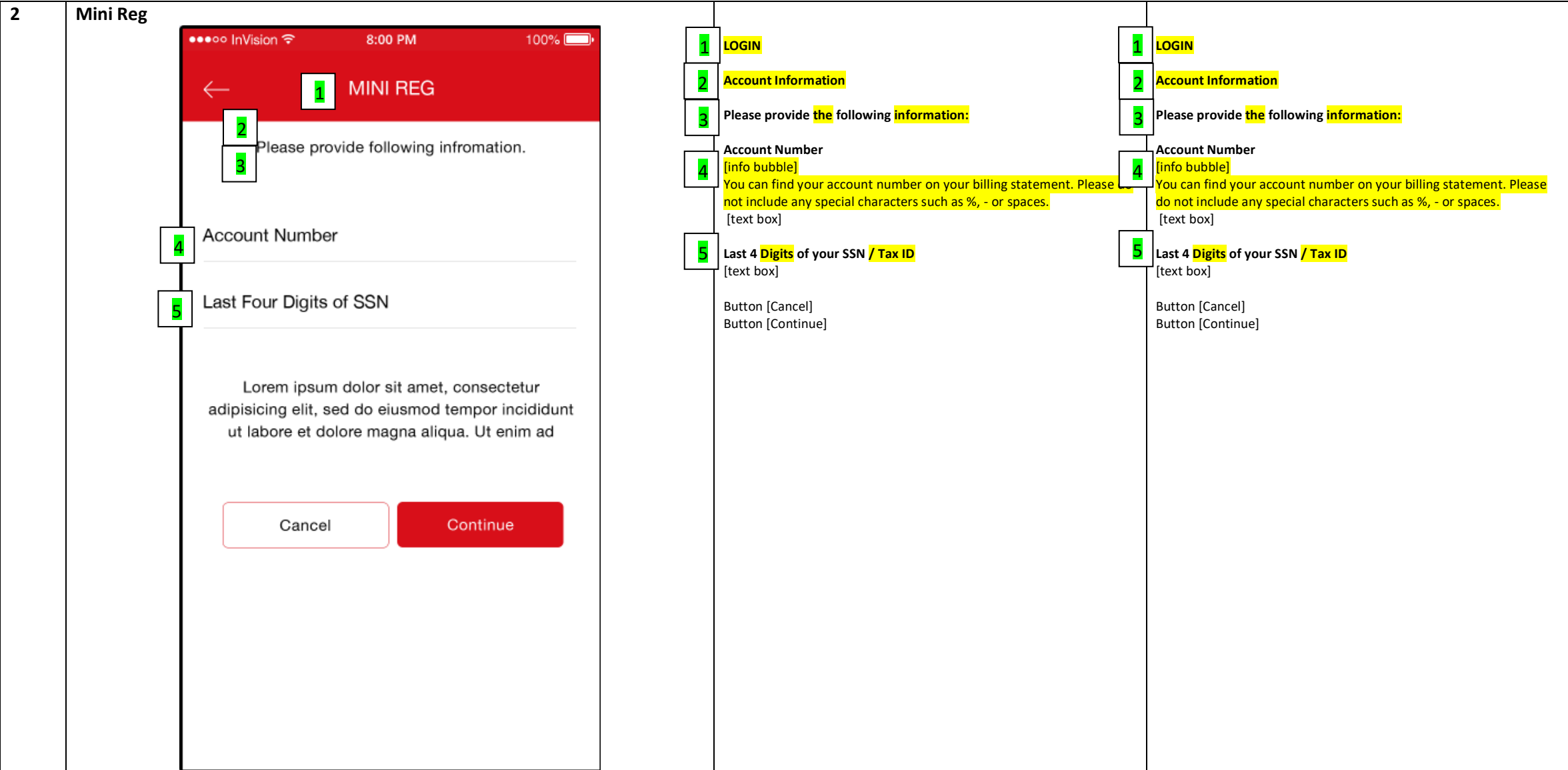


No copy change

No copy change

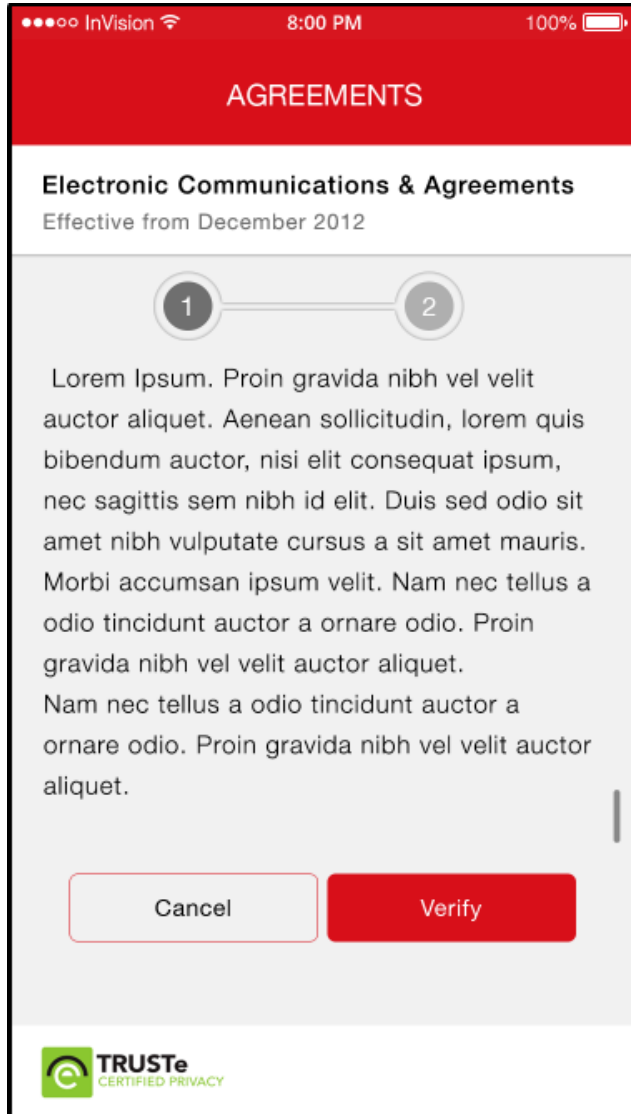
1.2 NON MSFA AND/OR NON UP COMPLIANT

<p>1</p>	<p>Login</p> 	<p>Center Nav: [Toyota Financial Services Logo]</p> <p>1 Already registered on toyotafinancial.com? Log in using your username and password.</p> <p>[text box] Username [text box] Password</p> <p>[Radio Button: "Enable Touch ID"]</p> <p>2 [info bubble] Touch ID lets you log in to your TFS account with your fingerprint in place of your username and password.</p> <p>Button [Login]</p> <p>At login, we collect and store data about your device (i.e., smartphone, computer or tablet) to verify your identity.</p> <p>[link] Can't log in? [link] Register now</p>	<p>Center Nav: [Lexus Financial Services Logo]</p> <p>1 Already registered on lexusfinancial.com? Log in using your username and password.</p> <p>[text box] Username [text box] Password</p> <p>[Radio Button: "Enable Touch ID"]</p> <p>2 [info bubble] Touch ID lets you log in to your LFS account with your fingerprint in place of your username and password.</p> <p>Button [Login]</p> <p>At login, we collect and store data about your device (i.e., smartphone, computer or tablet) to verify your identity.</p> <p>[link] Can't log in? [link] Register now</p>
----------	--	---	---



3

EBA OC



No copy change

No copy change

4

New Username & Password

1

ACCOUNT INFORMATION

2

We've updated our requirements to provide you with improved security. Please choose a new username & password.

Account Management Email
[info bubble]

3

This email address is our primary point of contact with you related to your TFS account. If you enroll in Pay Online, you will receive all Pay Online correspondence at this email address.

[text box]

New Username
[text box]

4

New Password
Password is case sensitive
[eye icon] Show
[text box]

Password Strength
[scale]

5

Requirements
May not contain username or previous password.
[X or check] 8 - 20 characters
[X or check] At least 1 letter
[X or check] At least 1 number
[X or check] At least 1 symbol
[info bubble] ~ ! @ # \$ % ^ & * () _ + - = [] \ ; ' , . / : " '
[X or check] No more than 2 consecutive repeating characters
[info bubble] 111, aaa, !!!

6

Confirm New Password
[eye icon] Show
[text box]

Button [Cancel]
Button [Submit]

1

ACCOUNT INFORMATION

2

We've updated our requirements to provide you with improved security. Please choose a new username & password.

Account Management Email
[info bubble]

3

This email address is our primary point of contact with you related to your LFS account. If you enroll in Pay Online, you will receive all Pay Online correspondence at this email address.

[text box]

Username
[text box]

4

Password
Password is case sensitive
[eye icon] Show
[text box]

Password Strength
[scale]

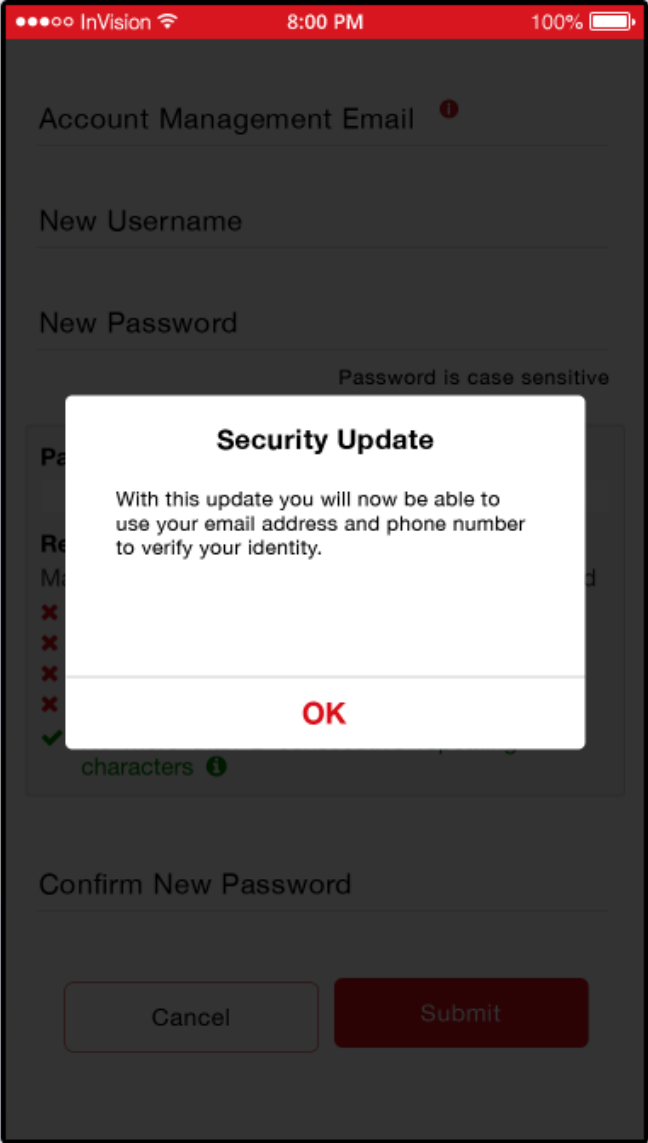
5

Requirements
May not contain username or previous password.
[X or check] 8 - 20 characters
[X or check] At least 1 letter
[X or check] At least 1 number
[X or check] At least 1 symbol
[info bubble] ~ ! @ # \$ % ^ & * () _ + - = [] \ ; ' , . / : " '
[X or check] No more than 2 consecutive repeating characters
[info bubble] 111, aaa, !!!

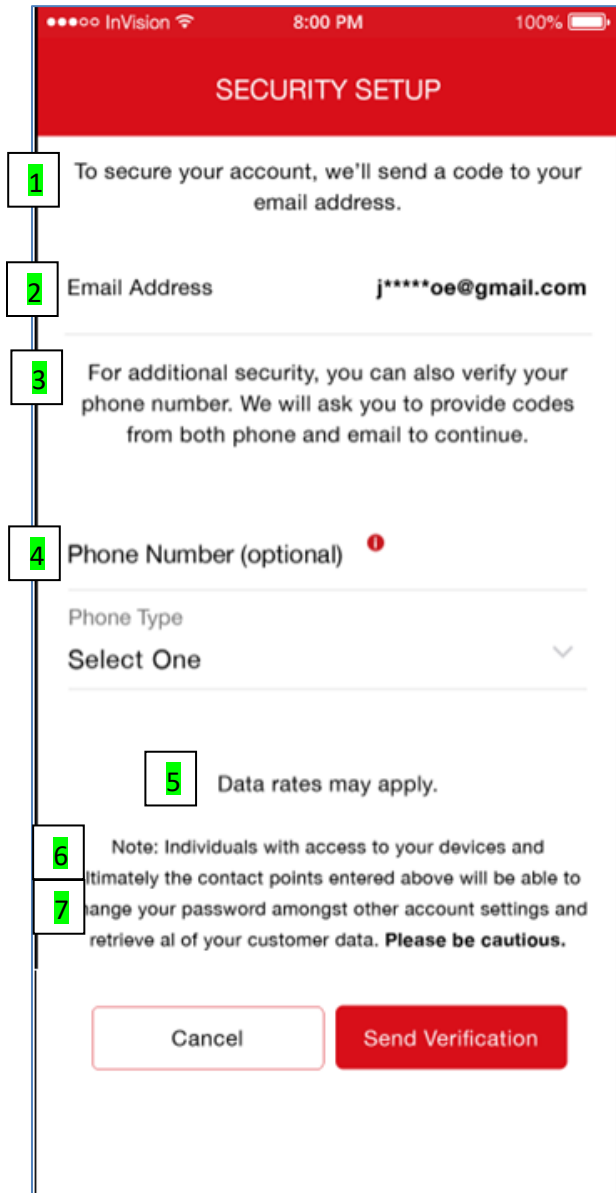
6

Confirm New Password
[eye icon] Show
[text box]

Button [Cancel]
Button [Submit]

5	<p>Security Modal</p> 	<p>Security Update</p> <p>With this update you will be able to use your email address and phone number to verify your identity.</p> <p>Button [OK]</p>	<p>Security Update</p> <p>With this update you will be able to use your email address and phone number to verify your identity.</p> <p>Button [OK]</p>
---	--	---	---

6 MFA Setup

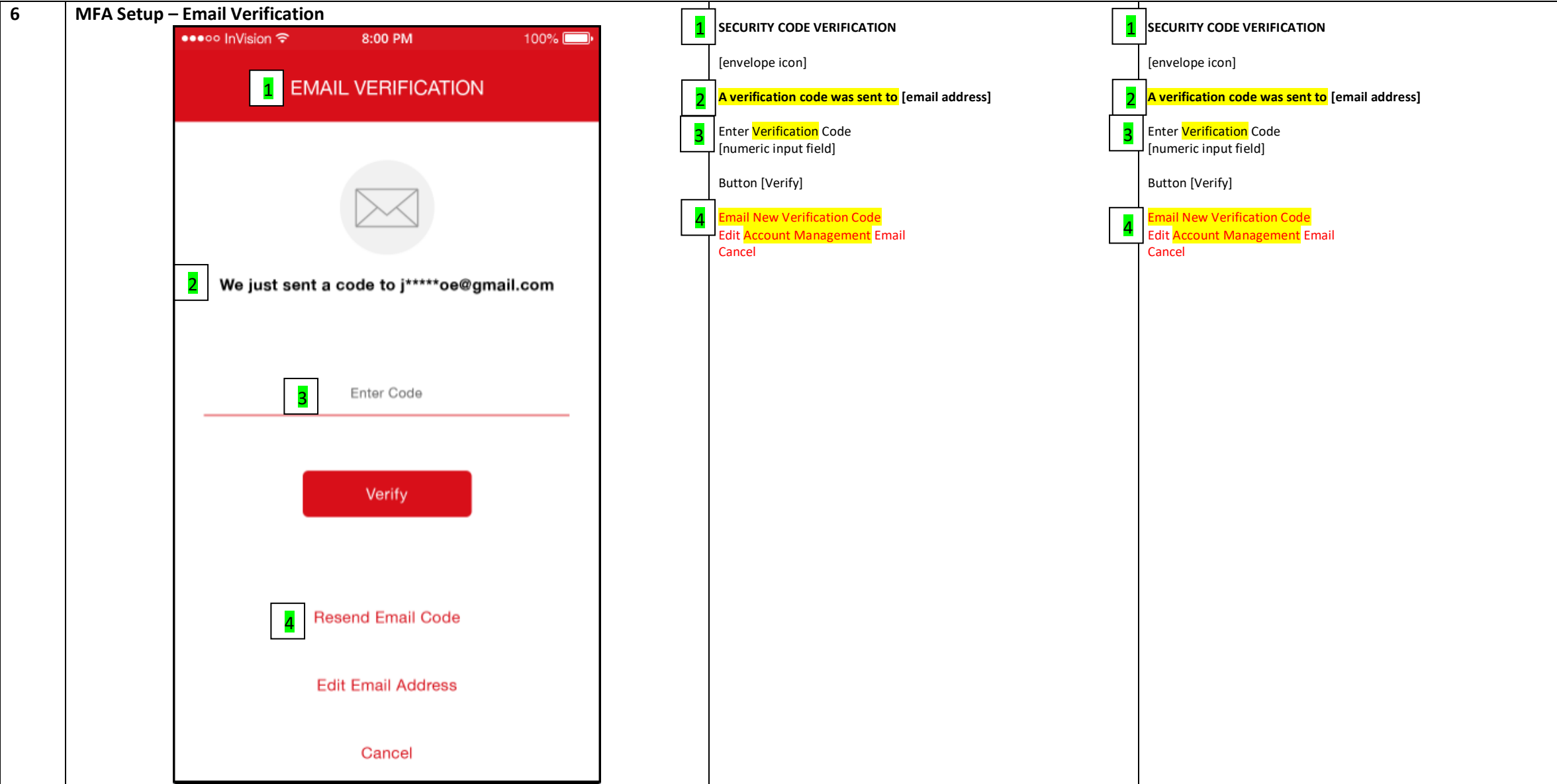


SECURITY SETUP

- 1 To help verify your account, we'll send a code to your email address.
- 2 Account Management Email [email address]
- 3 Phone (Recommended)
- 4 It's optional, but verifying your phone number now can save you time in the future by giving you another way to access your account when email is unavailable or inconvenient. [text box]
- Phone Type [Dropdown] Select One Mobile Landline
- [radio button] Text Me [radio button] Call Me
- Message & data rates may apply.
- 5 By providing your telephone number, you agree that we may deliver verification codes to this number using an auto dialer and/or prerecorded, artificial voice messages.
- 6 Note: Please be aware that anyone with access to your email or phone may be able to log in into your account, view your account information, and change your settings
- 7 Button [Cancel] Button [Send Verification]

SECURITY SETUP

- 1 To help verify your account, we'll send a code to your email address.
- 2 Account Management Email [email address]
- 3 Phone (Recommended)
- 4 It's optional, but verifying your phone number now can save you time in the future by giving you another way to access your account when email is unavailable or inconvenient. [text box]
- Phone Type [Dropdown] Select One Mobile Landline
- [radio button] Text Me [radio button] Call Me
- Message & data rates may apply.
- 6 By providing your telephone number, you agree that we may deliver verification codes to this number using an auto dialer and/or prerecorded, artificial voice messages.
- 7 Note: Please be aware that anyone with access to your email or phone may be able to log in into your account, view your account information, and change your settings
- Button [Cancel] Button [Send Verification]



7

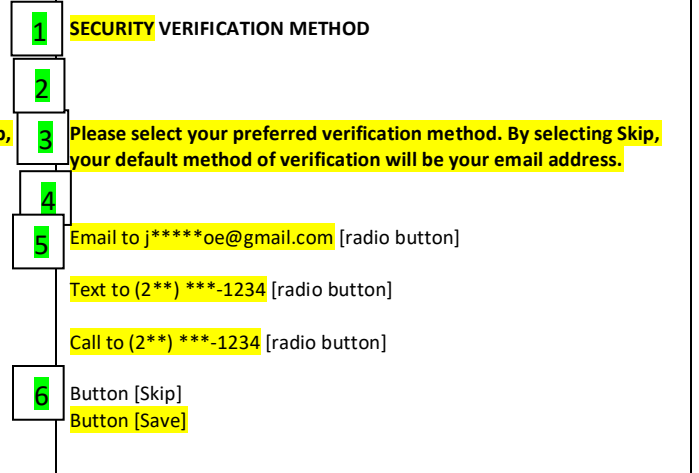
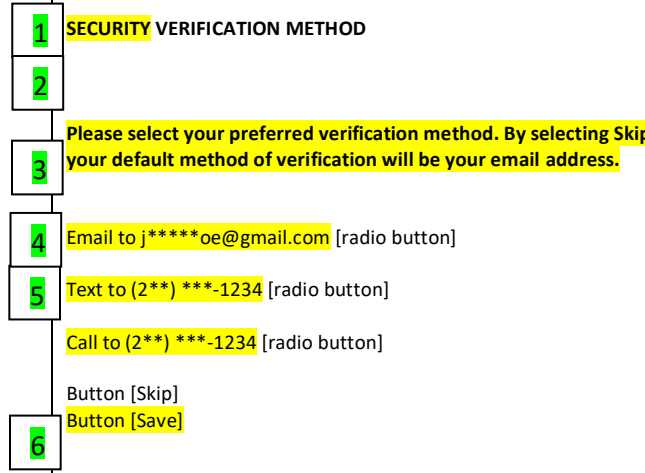
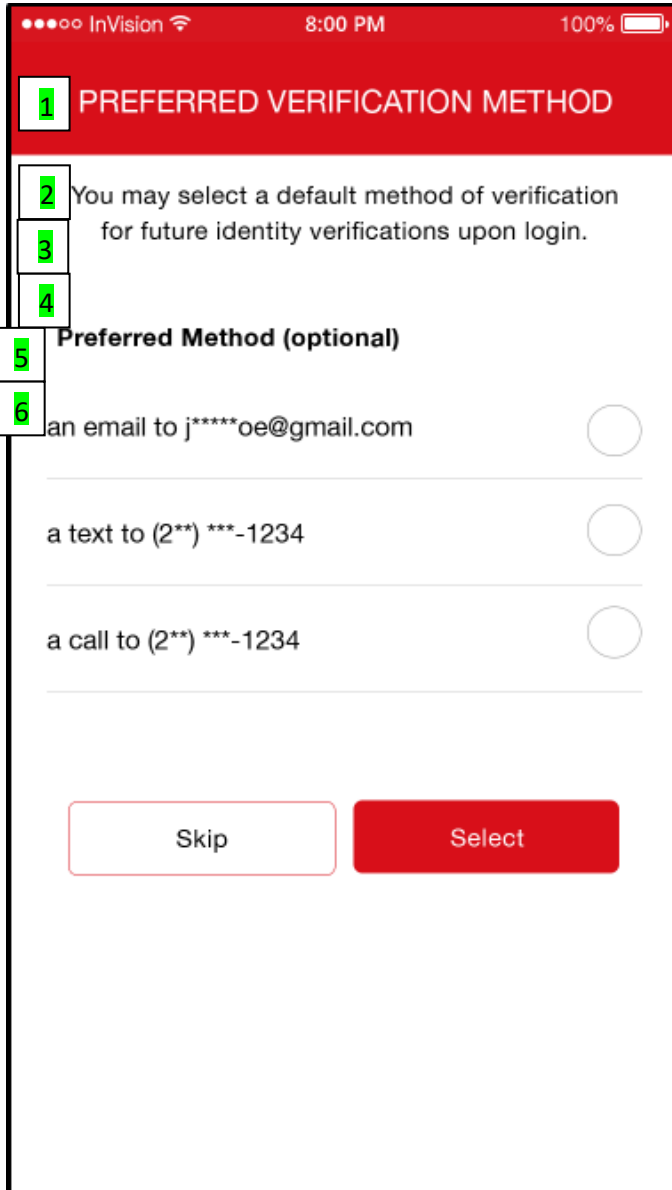
MFA Setup – Phone Verification



- 1 SECURITY CODE VERIFICATION
[phone icon]
- 2 A verification code was sent to (***) *** - 1234
- 3 Enter Verification Code
[numeric input field]
- Button [Verify]
- 4 Send New Verification Code to Phone Number
Edit Phone Number
Call Phone Number Instead of Text
Skip Phone Verification
Cancel

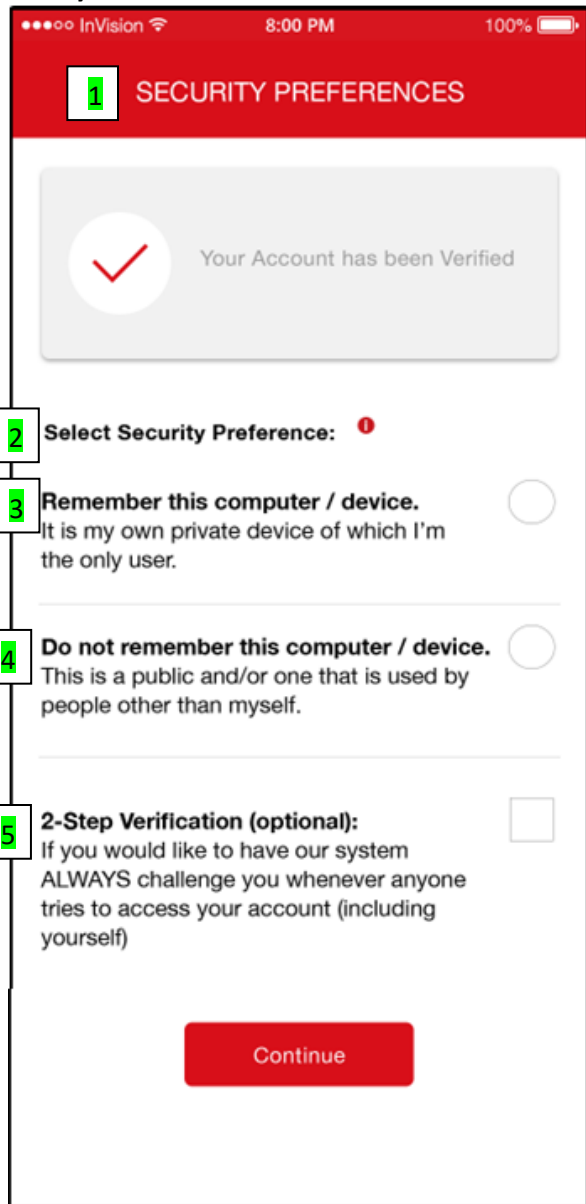
- 1 SECURITY CODE VERIFICATION
[phone icon]
- 2 A verification code was sent to (***) *** - 1234
- 3 Enter Verification Code
[numeric input field]
- Button [Verify]
- 4 Send New Verification Code to Phone Number
Edit Phone Number
Call Phone Number Instead of Text
Skip Phone Verification
Cancel

8 MFA Setup – Preferred Verification Method



9

MFA Setup – Security Preferences



SECURITY SETUP **1**

[✓]Your Account Has Been Verified

2 [info bubble]

Select Security Preference
If you select "Remember this computer / device" the next time you log in, you may be able to skip security verification. By selecting "Do not remember this computer / device," you will have to enter a verification code when you log in. Do not select "Remember this computer / device" if your device is used by people you don't trust with your account or personal information.

3 [radio button]

Remember this computer / device. I am the only user of this computer / device.

4 [checkbox]

2-Step Verification (optional):
For additional security, 2-step verification requires your password and a unique verification code at every login. The verification code will be sent to your preferred verification method (text, call or email), which can be updated in your Security settings.

5 [radio button]

Do not remember this computer / device. There are other users of this shared computer / device.

Button [Continue]

SECURITY SETUP **1**

[✓]Your Account Has Been Verified

2 [info bubble]

Select Security Preference
If you select "Remember this computer / device" the next time you log in, you may be able to skip security verification. By selecting "Do not remember this computer / device," you will have to enter a verification code when you log in. Do not select "Remember this computer / device" if your device is used by people you don't trust with your account or personal information.

3 [radio button]

Remember this computer / device. I am the only user of this computer / device.

4 [checkbox]

2-Step Verification (optional):
For additional security, 2-step verification requires your password and a unique verification code at every login. The verification code will be sent to your preferred verification method (text, call or email), which can be updated in your Security settings.

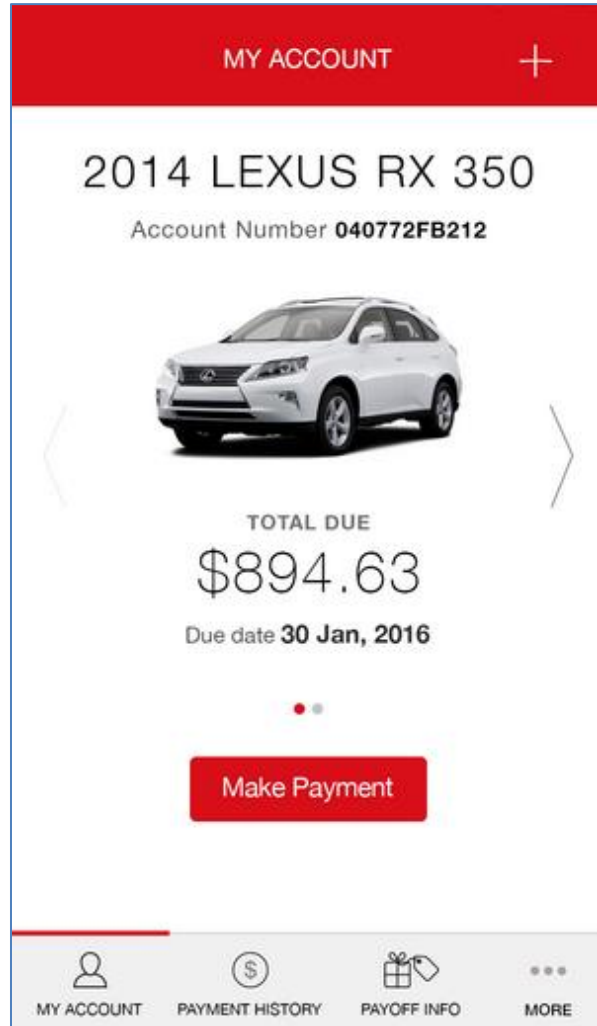
5 [radio button]

Do not remember this computer / device. There are other users of this shared computer / device.

Button [Continue]

10

My Account

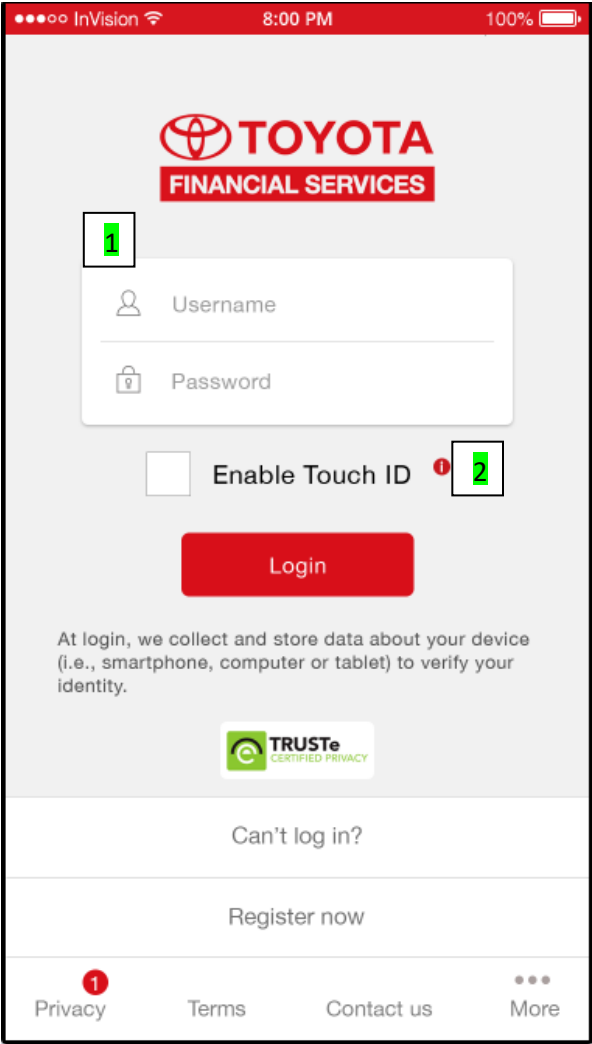


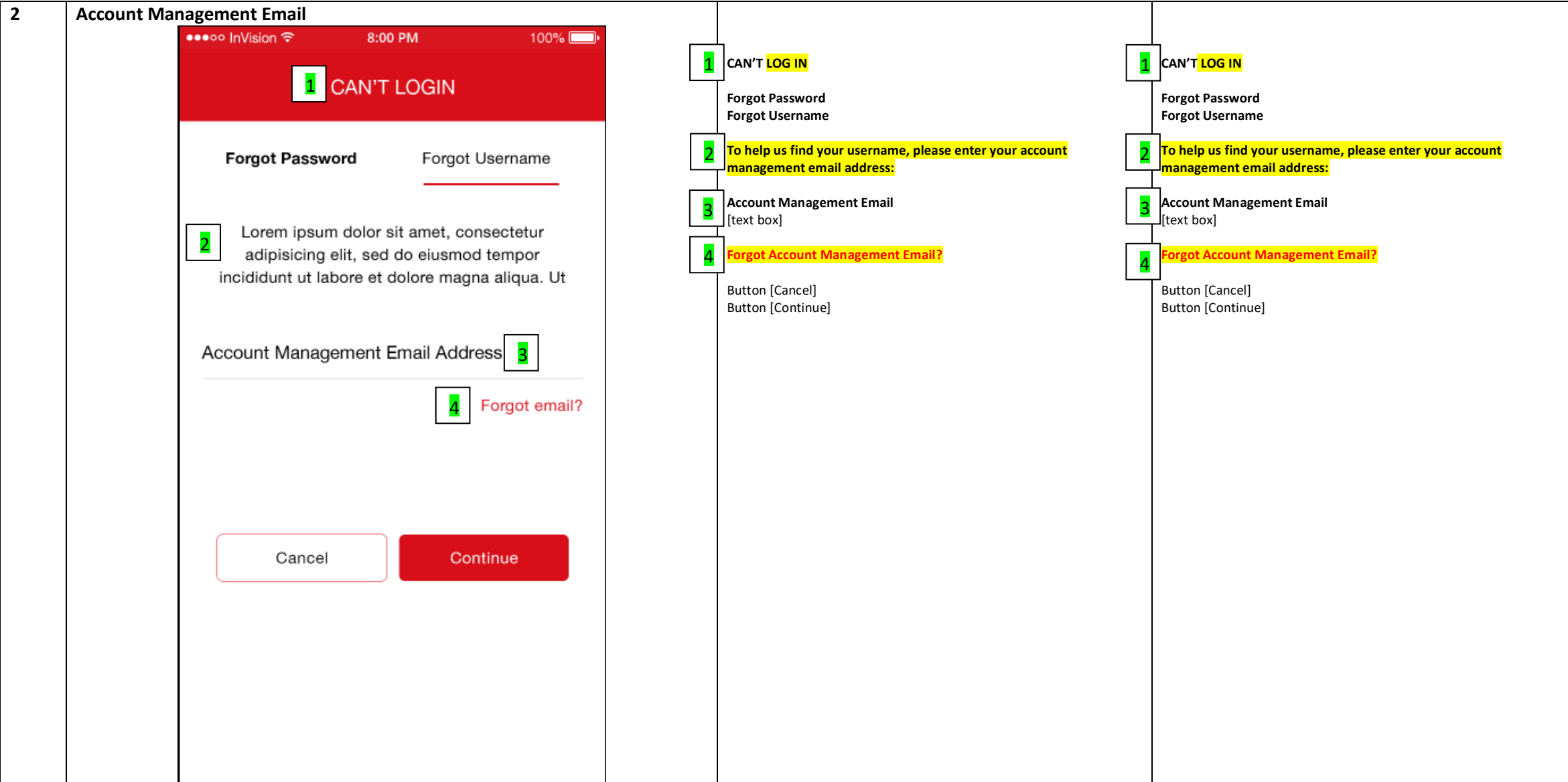
No copy change

No copy change

2.0 MFA SELF-SERVICE FLOWS

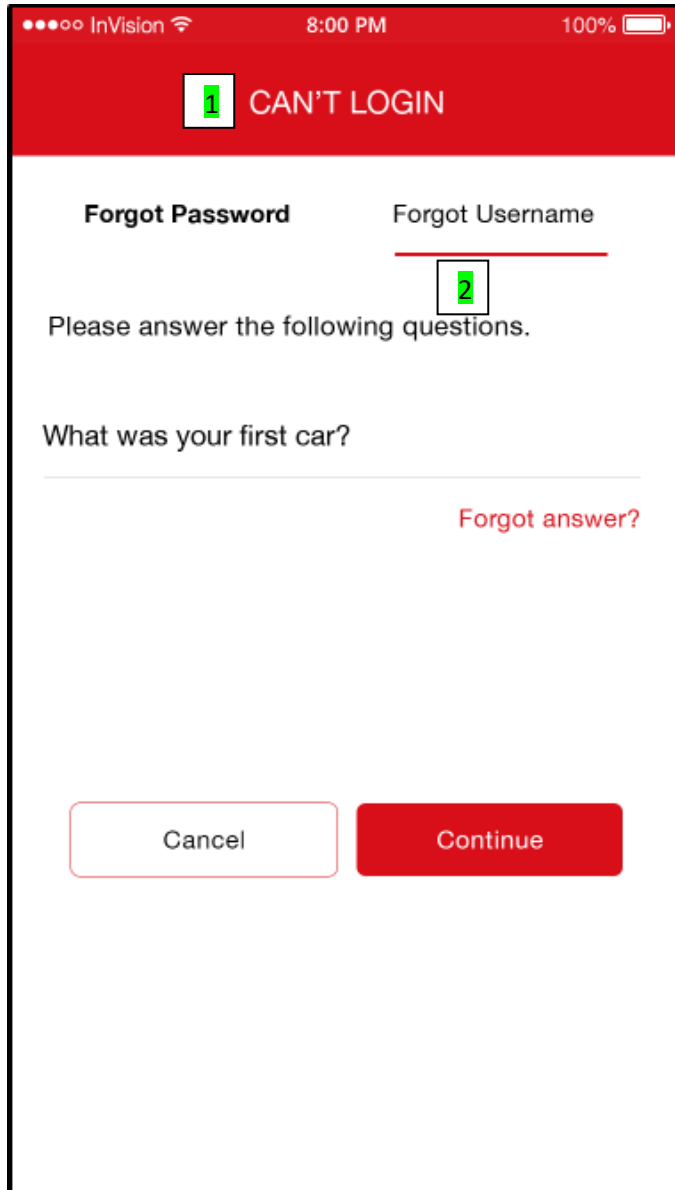
2.1 FORGOT USERNAME NON MFA W/ SQA (PRIVATE & PUBLIC)

Page	Mobile Web Prototype Pages	TFS mWeb Proposed Content	LFS mWeb Proposed Content
1	<p>Login</p> 	<p>Center Nav: [Toyota Financial Services Logo]</p> <p>1 Already registered on toyotafinancial.com? Log in using your username and password.</p> <p>[text box] Username [text box] Password</p> <p>[Radio Button] Enable Touch ID 2 [info bubble] Touch ID lets you log in to your TFS account with your fingerprint in place of your username and password.</p> <p>Button [Login]</p> <p>At login, we collect and store data about your device (i.e., smartphone, computer or tablet) to verify your identity.</p> <p>[link] Can't log in? [link] Register now</p>	<p>Center Nav: [Lexus Financial Services Logo]</p> <p>1 Already registered on lexusfinancial.com? Log in using your username and password.</p> <p>[text box] Username [text box] Password</p> <p>[Radio Button] Enable Touch ID 2 [info bubble] Touch ID lets you log in to your LFS account with your fingerprint in place of your username and password..</p> <p>Button [Login]</p> <p>At login, we collect and store data about your device (i.e., smartphone, computer or tablet) to verify your identity.</p> <p>[link] Can't log in? [link] Register now</p>



3

SQA 1



1

CAN'T LOG IN

Forgot Password
Forgot Username

2

Please answer the following question.

[question] What was your first car?

[text box for answer]

Forgot answer?

Button [Cancel]
Button [Continue]

1

CAN'T LOG IN

Forgot Password
Forgot Username

2

Please answer the following question.

[question] What was your first car?

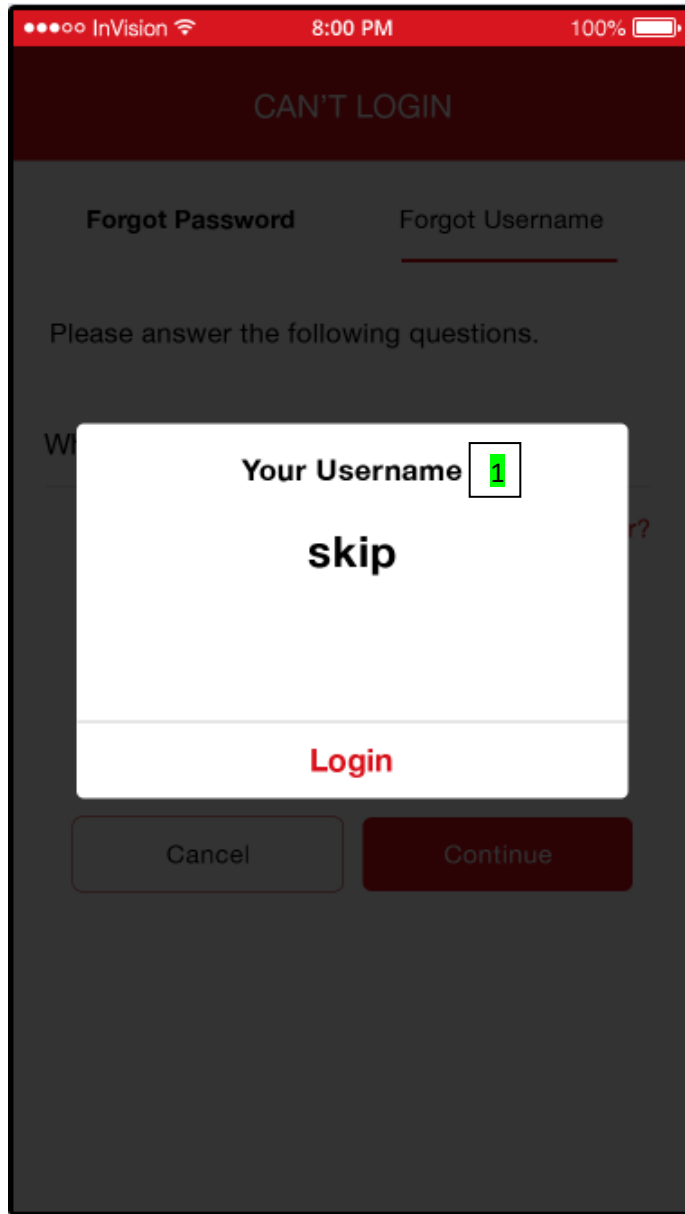
[text box for answer]

Forgot answer?

Button [Cancel]
Button [Continue]

4

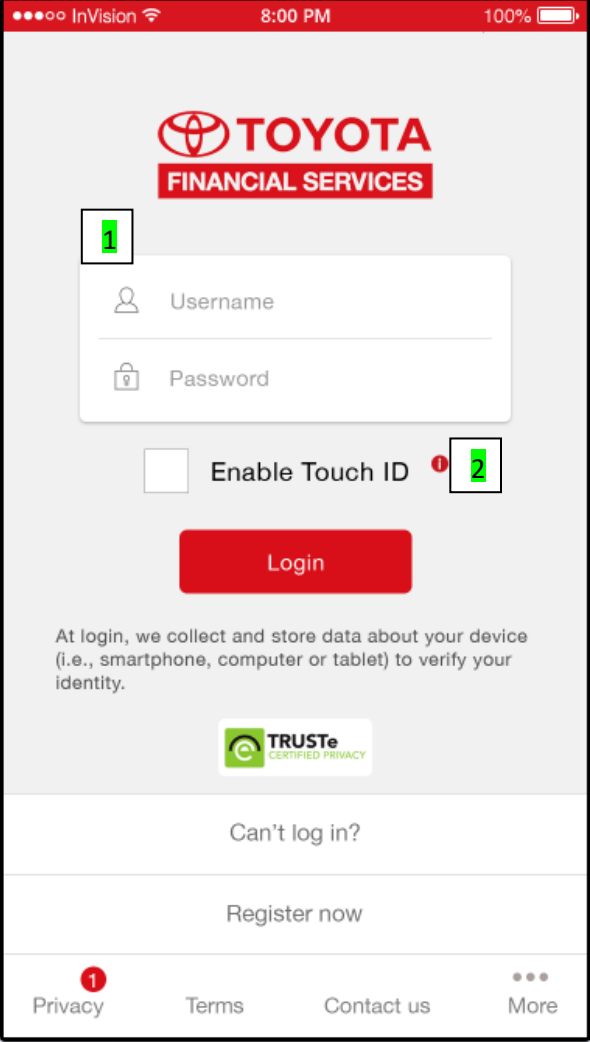
Username modal

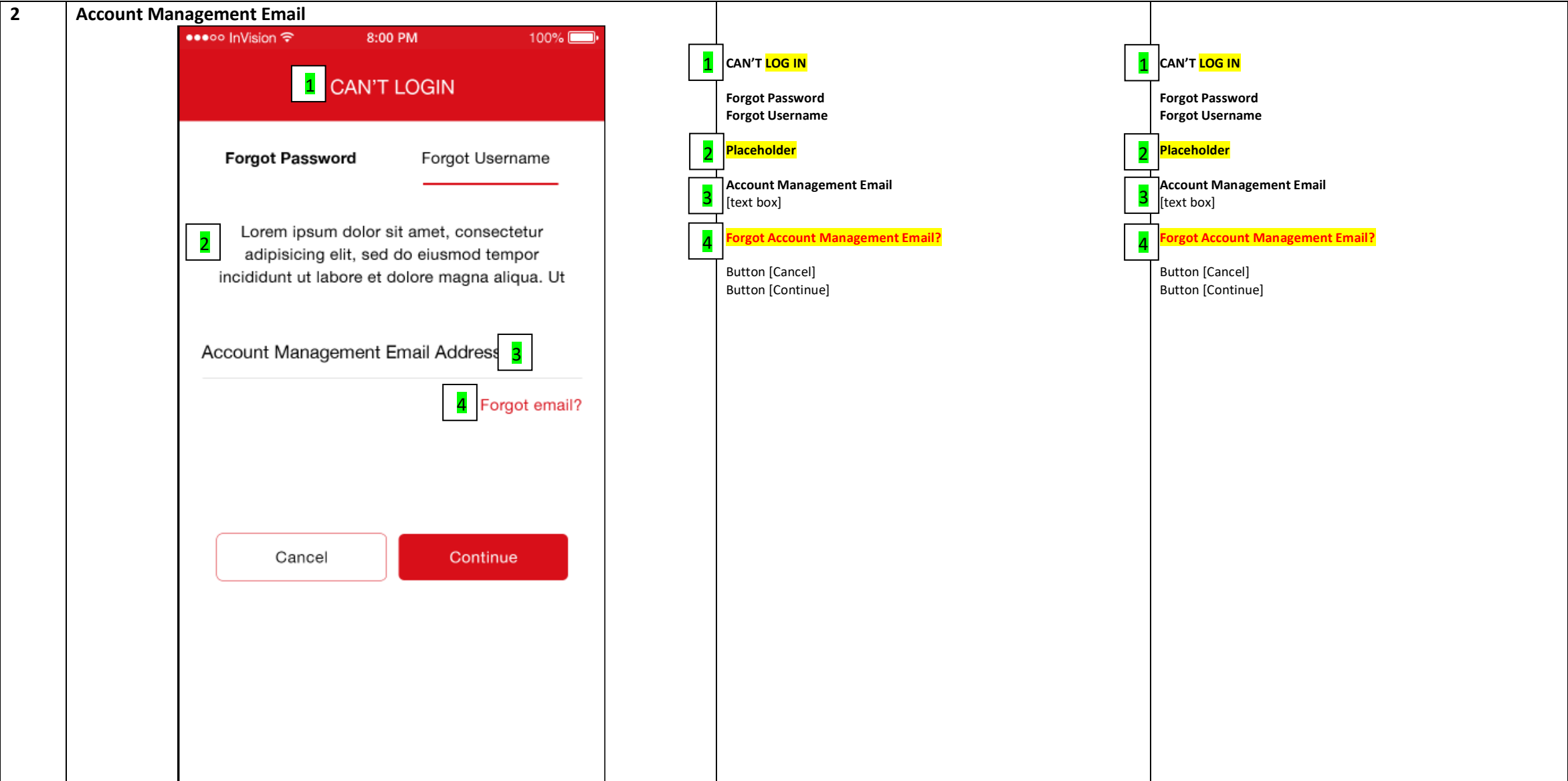


Your Username is:
[Username]
Button [Login]

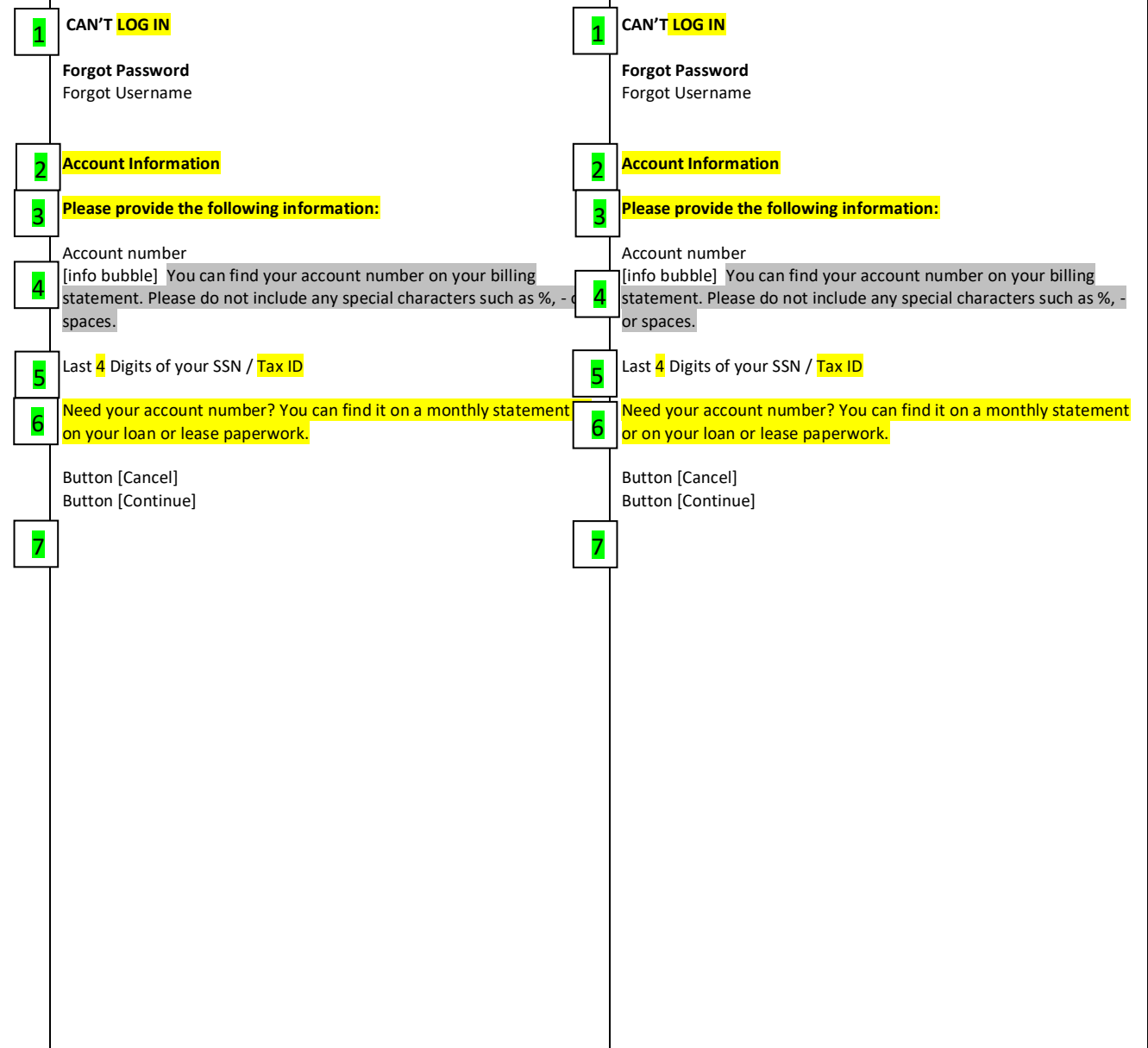
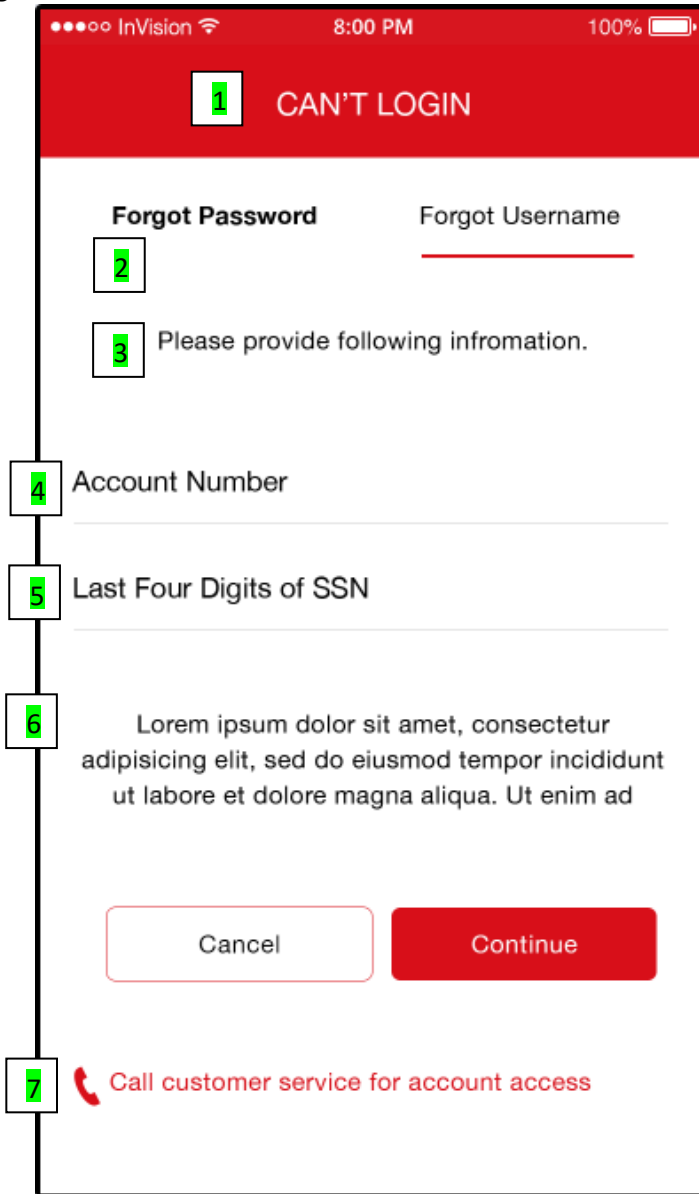
Your Username is:
[Username]
Button [Login]

2.2 FORGOT USERNAME NON MFA NO SQA

Page	Mobile Web Prototype Pages	TFS mWeb Proposed Content	LFS mWeb Proposed Content
1	<p>Login</p> 	<p>Center Nav: [Toyota Financial Services Logo]</p> <p>1 Already registered on toyotafinancial.com? Log in using your username and password.</p> <p>[text box] Username [text box] Password</p> <p>[Radio Button] Enable Touch ID</p> <p>2 [info bubble] Touch ID lets you log in to your TFS account with your fingerprint in place of your username and password.</p> <p>Button [Login]</p> <p>At login, we collect and store data about your device (i.e., smartphone, computer or tablet) to verify your identity.</p> <p>[link] Can't log in? [link] Register now</p>	<p>Center Nav: [Lexus Financial Services Logo]</p> <p>1 Already registered on lexusfinancial.com? Log in using your username and password.</p> <p>[text box] Username [text box] Password</p> <p>[Radio Button] Enable Touch ID</p> <p>2 [info bubble] Touch ID lets you log in to your LFS account with your fingerprint in place of your username and password..</p> <p>Button [Login]</p> <p>At login, we collect and store data about your device (i.e., smartphone, computer or tablet) to verify your identity.</p> <p>[link] Can't log in? [link] Register now</p>

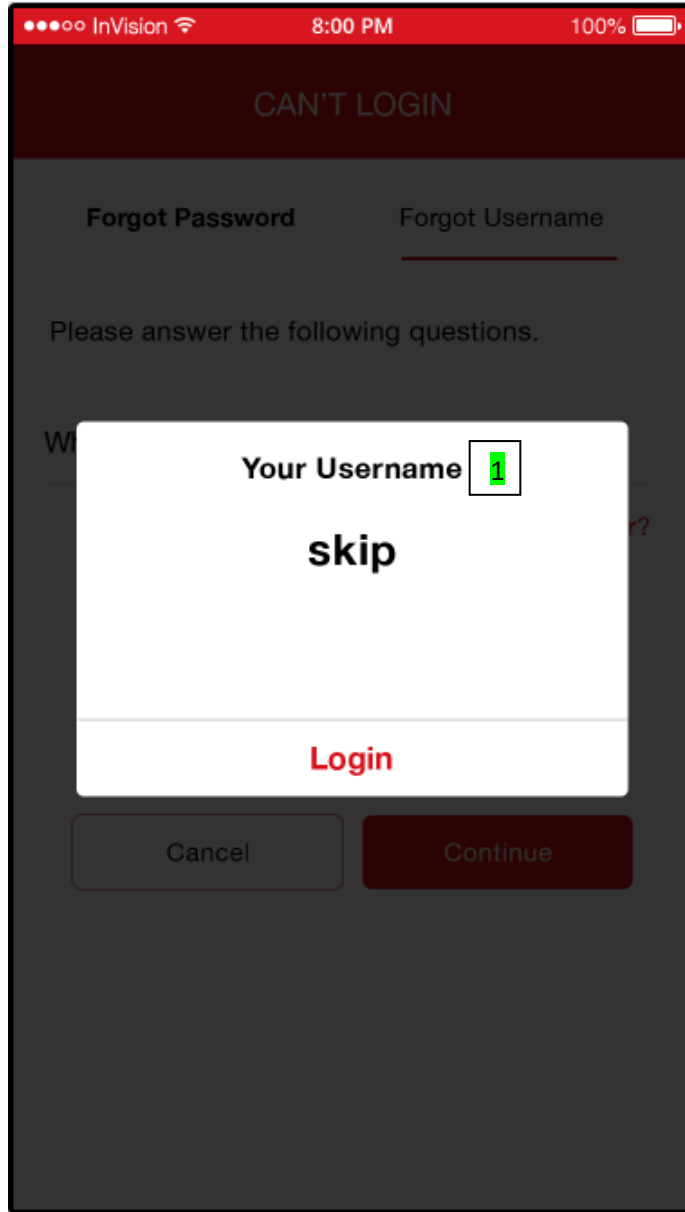


3 Mini Reg



4

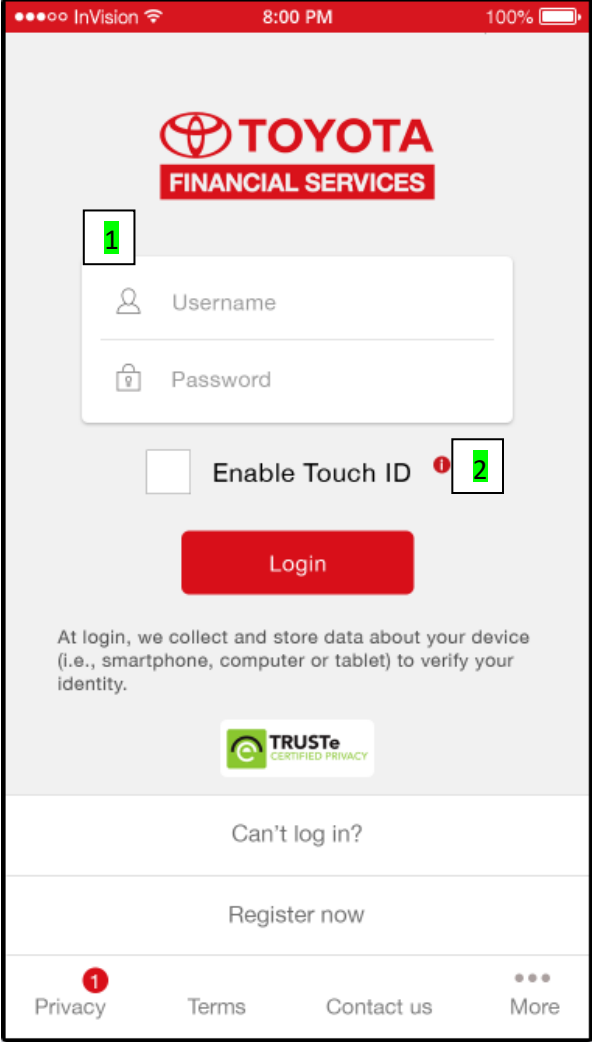
Username modal

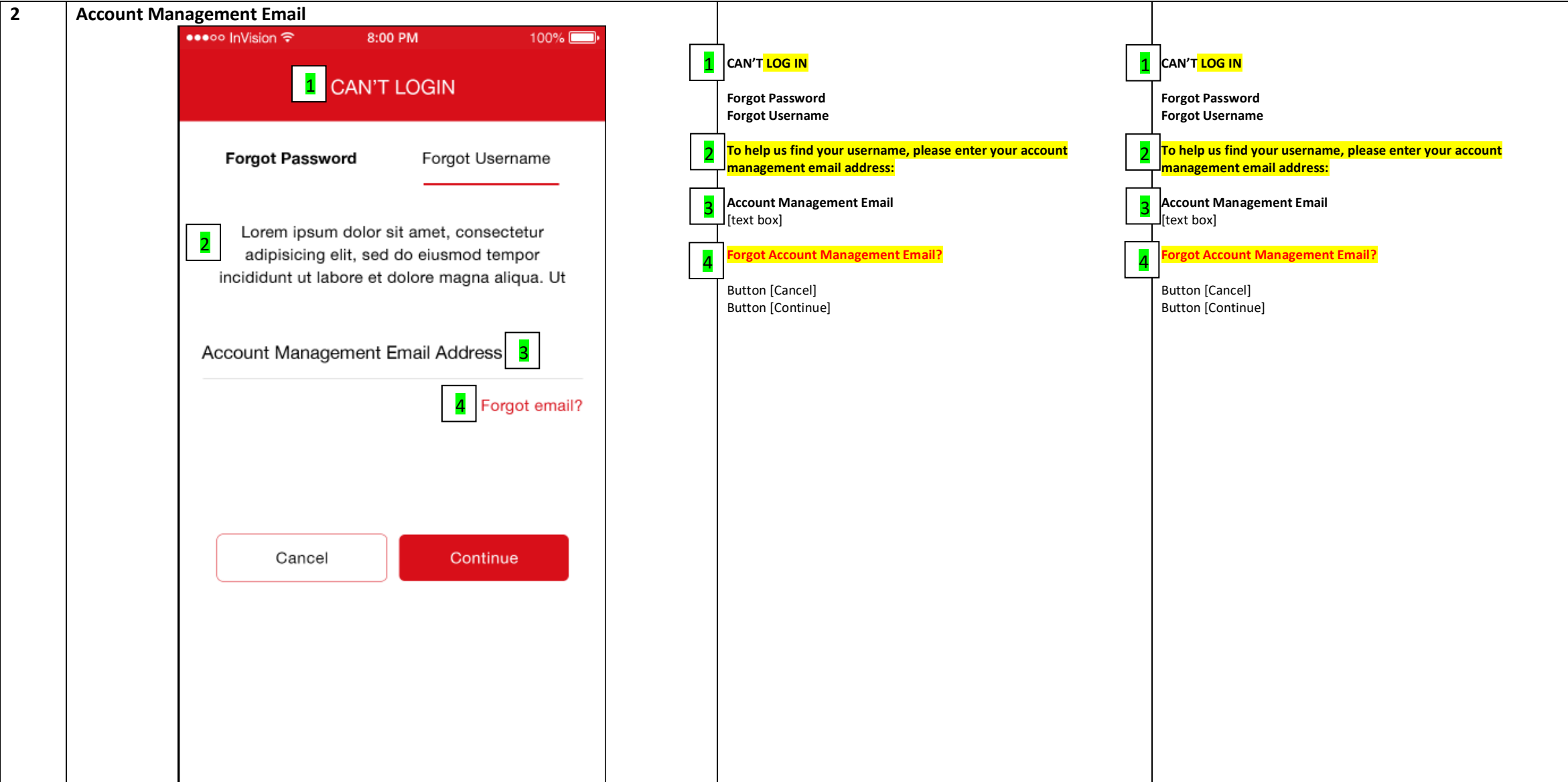


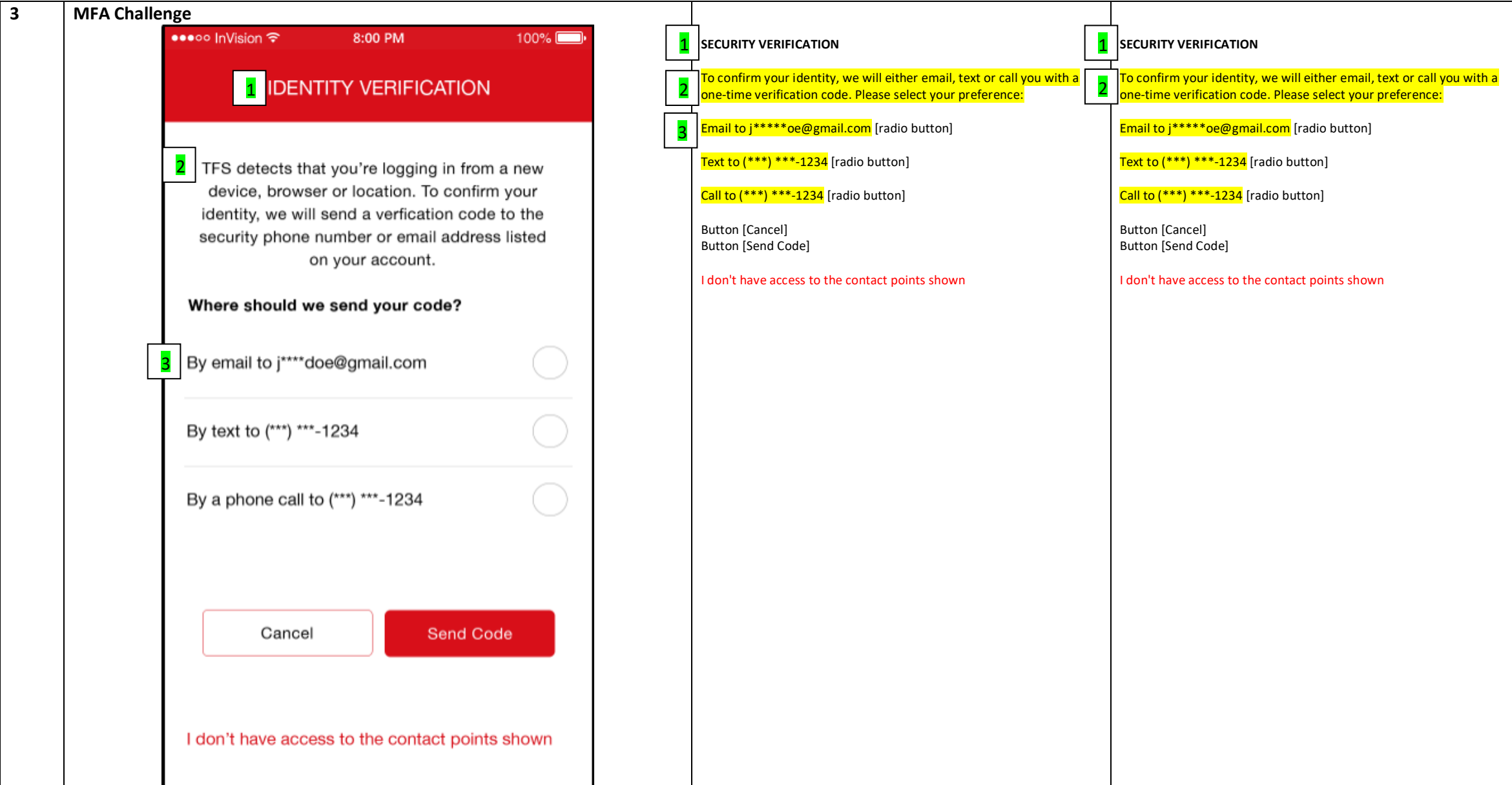
Your Username is:
[Username]
Button [Login]

Your Username is:
[Username]
Button [Login]

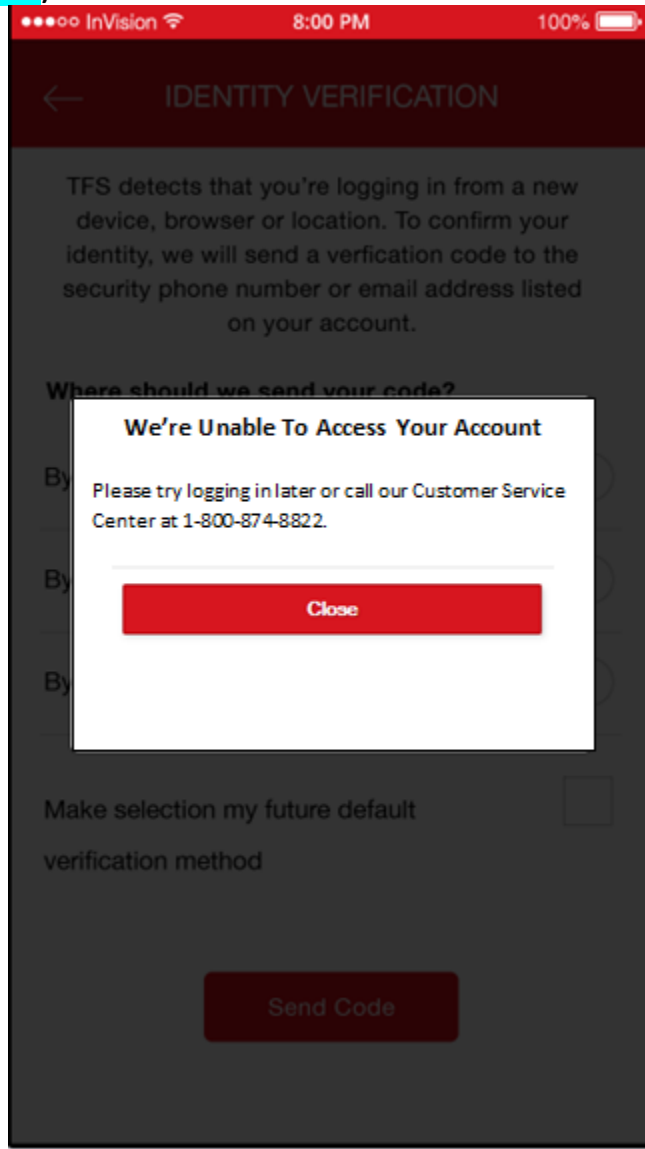
2.3 FORGOT USERNAME MFA COMPLIANT (PRIVATE & PUBLIC)

<p>1</p>	<p>Login</p> 	<p>Center Nav: [Toyota Financial Services Logo]</p> <p>1 Already registered on toyotafinancial.com? Log in using your username and password.</p> <p>[text box] Username [text box] Password</p> <p>[Radio Button] Enable Touch ID</p> <p>2 [info bubble] Touch ID lets you log in to your TFS account with your fingerprint in place of your username and password.</p> <p>Button [Login]</p> <p>At login, we collect and store data about your device (i.e., smartphone, computer or tablet) to verify your identity.</p> <p>[link] Can't log in? [link] Register now</p>	<p>Center Nav: [Lexus Financial Services Logo]</p> <p>1 Already registered on lexusfinancial.com? Log in using your username and password.</p> <p>[text box] Username [text box] Password</p> <p>[Radio Button] Enable Touch ID</p> <p>2 [info bubble] Touch ID lets you log in to your LFS account with your fingerprint in place of your username and password.</p> <p>Button [Login]</p> <p>At login, we collect and store data about your device (i.e., smartphone, computer or tablet) to verify your identity.</p> <p>[link] Can't log in? [link] Register now</p>
----------	---	--	--





4 Model displayed when I don't have access to the contact points shown. is selected. (New)



We're Unable To Access Your Account

Please try logging in later or call our Customer Service Center at 1-800-874-8822.

Button [Close]

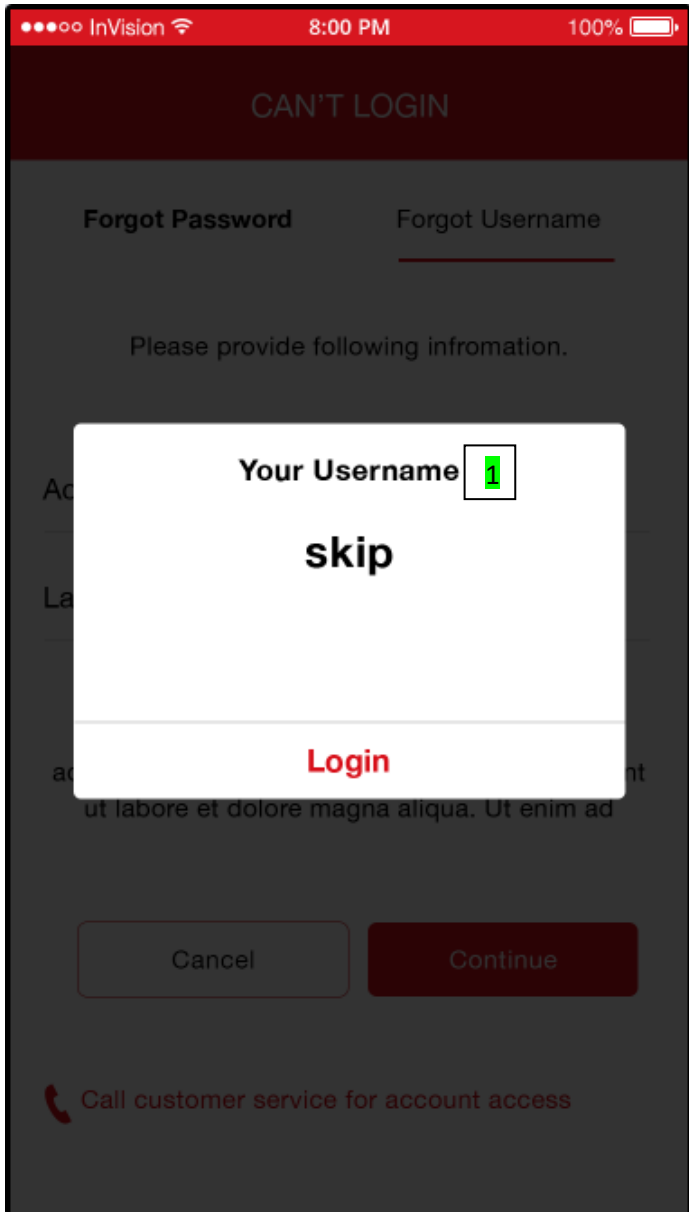
We're Unable To Access Your Account

Please try logging in later or call our Customer Service Center at 1-800-874-7050.

Button [Close]

5

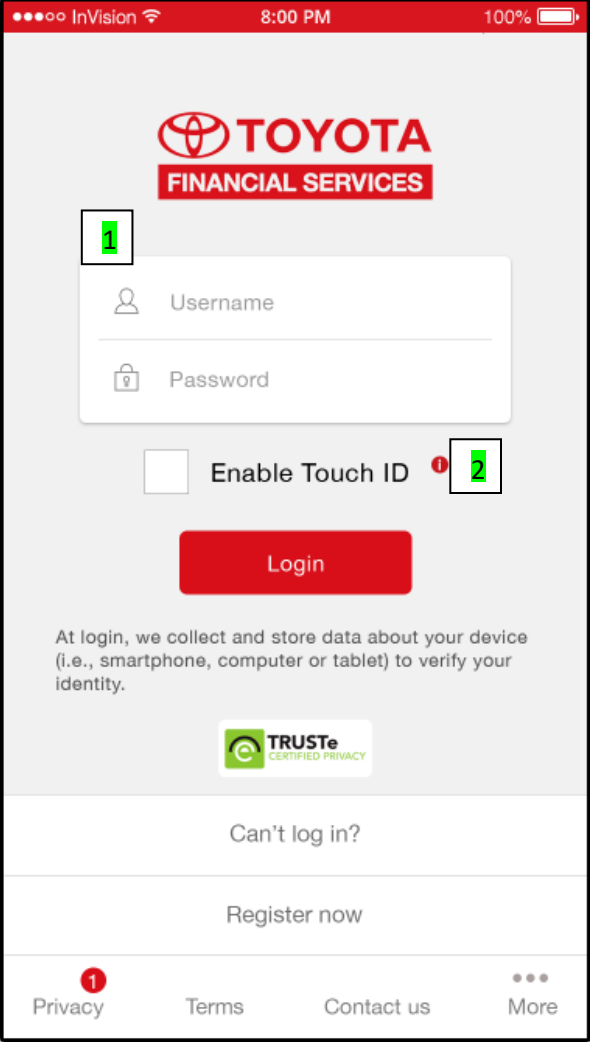
Username



Your Username is:
[Username]
Button [Login]

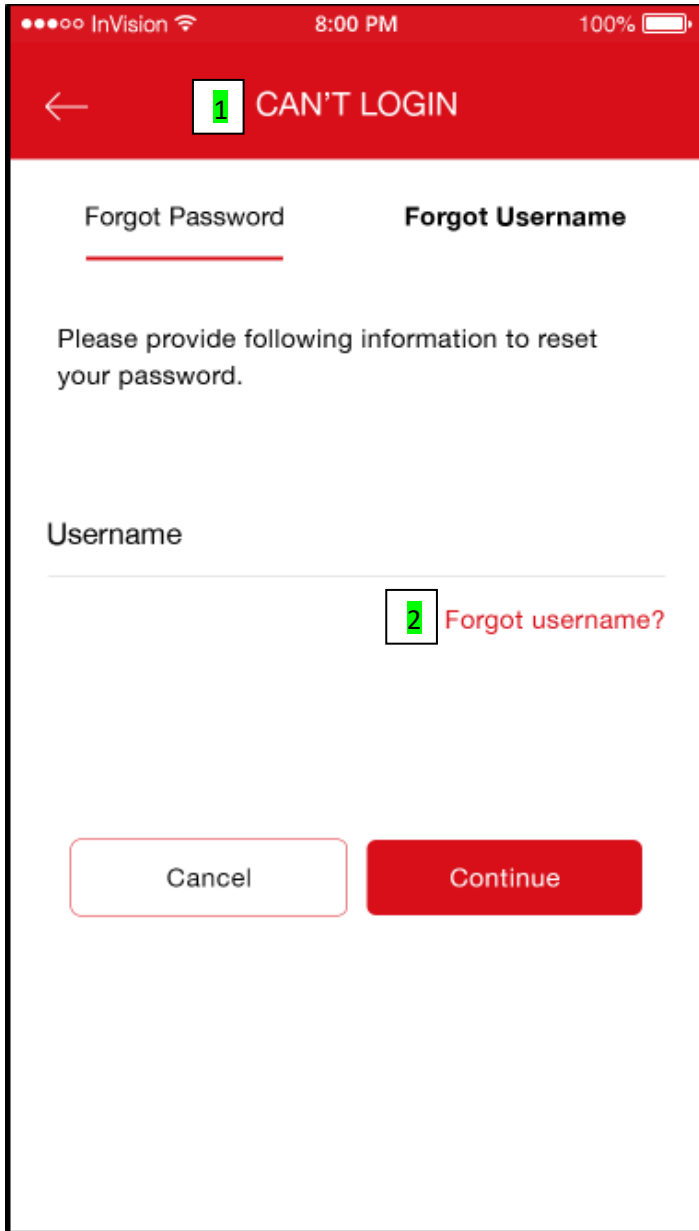
Your Username is:
[Username]
Button [Login]

2.4 FORGOT PASSWORD NON MFA W/ SQA (PRIVATE & PUBLIC)

<p>1</p>	<p>Login</p> 	<p>Center Nav: [Toyota Financial Services Logo]</p> <p>1 Already registered on toyotafinancial.com? Log in using your username and password.</p> <p>[text box] Username [text box] Password</p> <p>2 [Radio Button] Enable Touch ID [info bubble] Touch ID lets you log in to your TFS account with your fingerprint in place of your username and password.</p> <p>Button [Login]</p> <p>At login, we collect and store data about your device (i.e., smartphone, computer or tablet) to verify your identity.</p> <p>[link] Can't log in? [link] Register now</p>	<p>Center Nav: [Lexus Financial Services Logo]</p> <p>1 Already registered on lexusfinancial.com? Log in using your username and password.</p> <p>[text box] Username [text box] Password</p> <p>[Radio Button] Enable Touch ID 2 [info bubble] Touch ID lets you log in to your LFS account with your fingerprint in place of your username and password.</p> <p>Button [Login]</p> <p>At login, we collect and store data about your device (i.e., smartphone, computer or tablet) to verify your identity.</p> <p>[link] Can't log in? [link] Register now</p>
----------	---	---	---

2

Username



1

CAN'T LOG IN

Forgot Password
Forgot Username

Please provide the following information to reset your password.

Username
[text box]

2

Forgot Username?

Button [Cancel]
Button [Continue]

1

CAN'T LOG IN

Forgot Password
Forgot Username

Please provide the following information to reset your password.

Username
[text box]

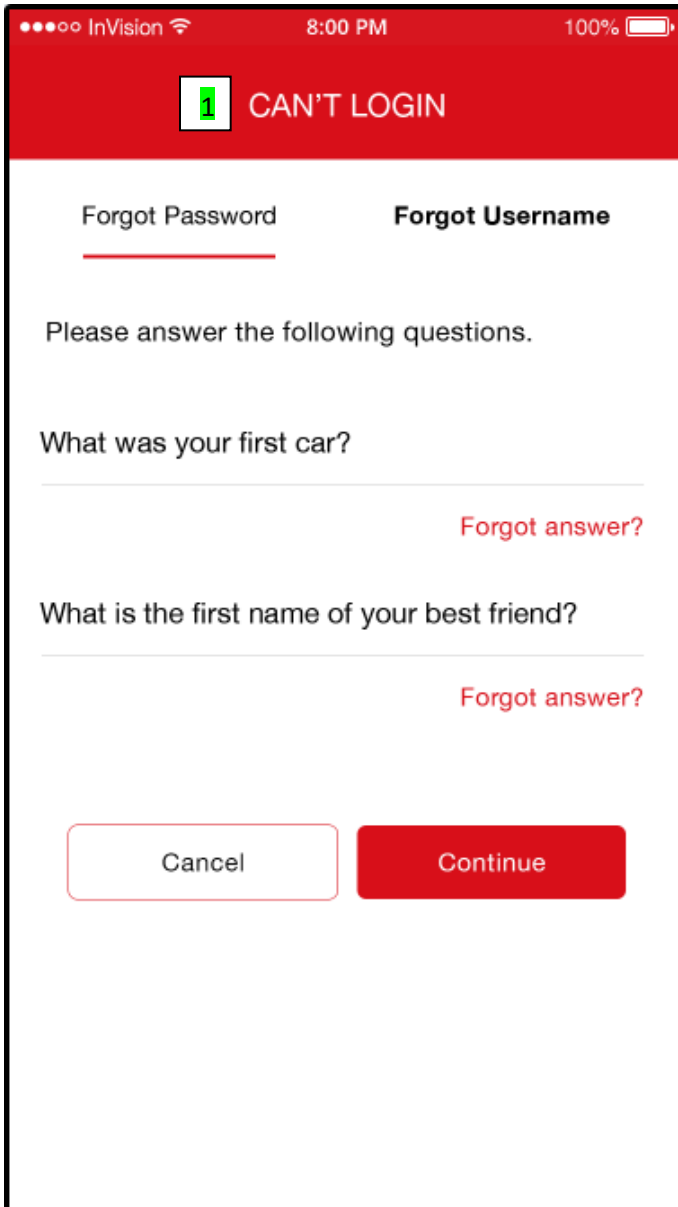
2

Forgot Username?

Button [Cancel]
Button [Continue]

3

SQA 2 & 3



CAN'T LOG IN

Forgot Password
Forgot Username

Please answer the following questions.

[question] What was your first car?

[text box for answer]

Forgot answer?

[question] What is the first name of your best friend?

[text box for answer]

Forgot answer?

Button [Cancel]
Button [Continue]



CAN'T LOG IN

Forgot Password
Forgot Username

Please answer the following questions.

[question] What was your first car?

[text box for answer]

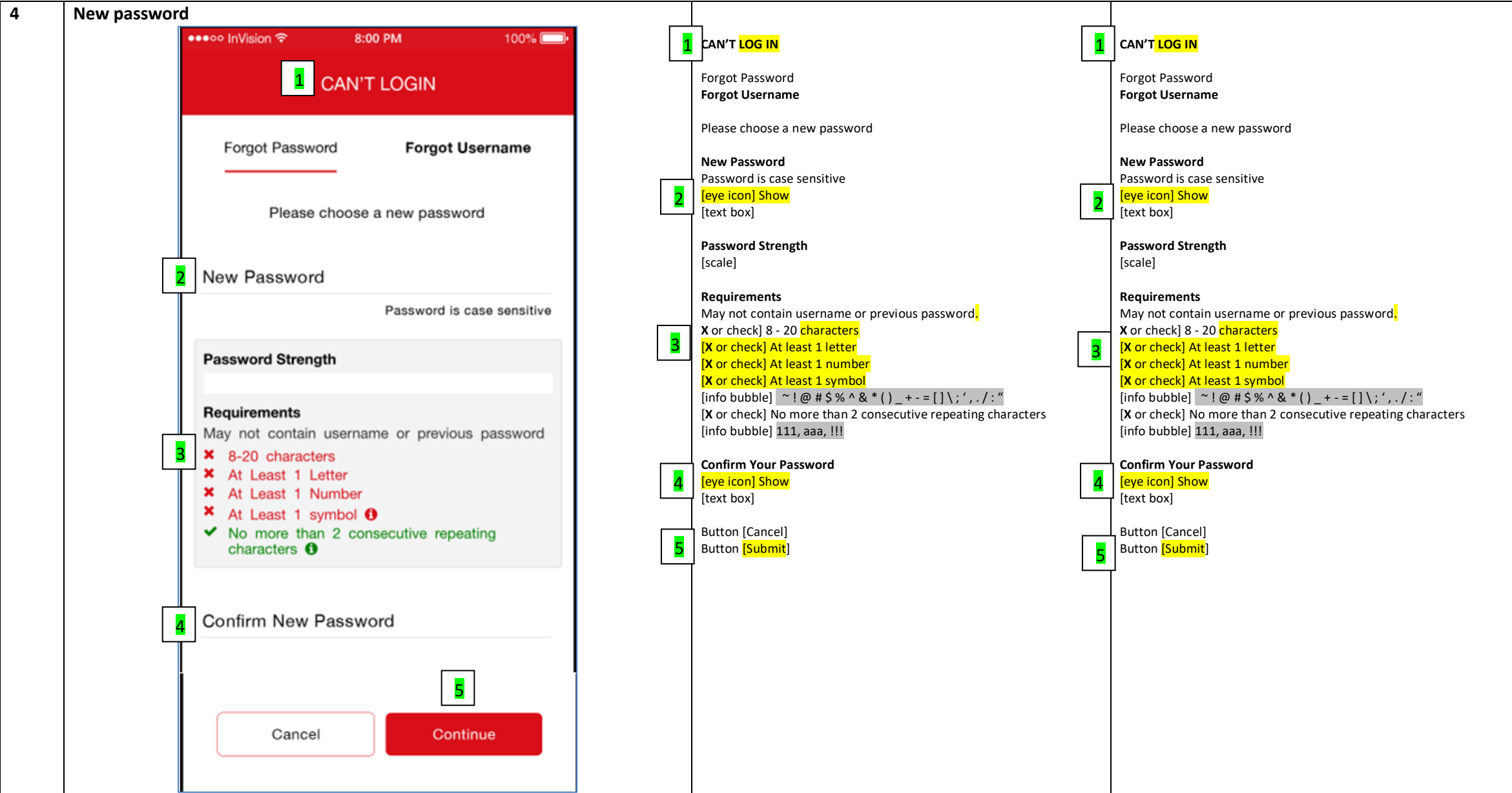
Forgot answer?

[question] What is the first name of your best friend?

[text box for answer]

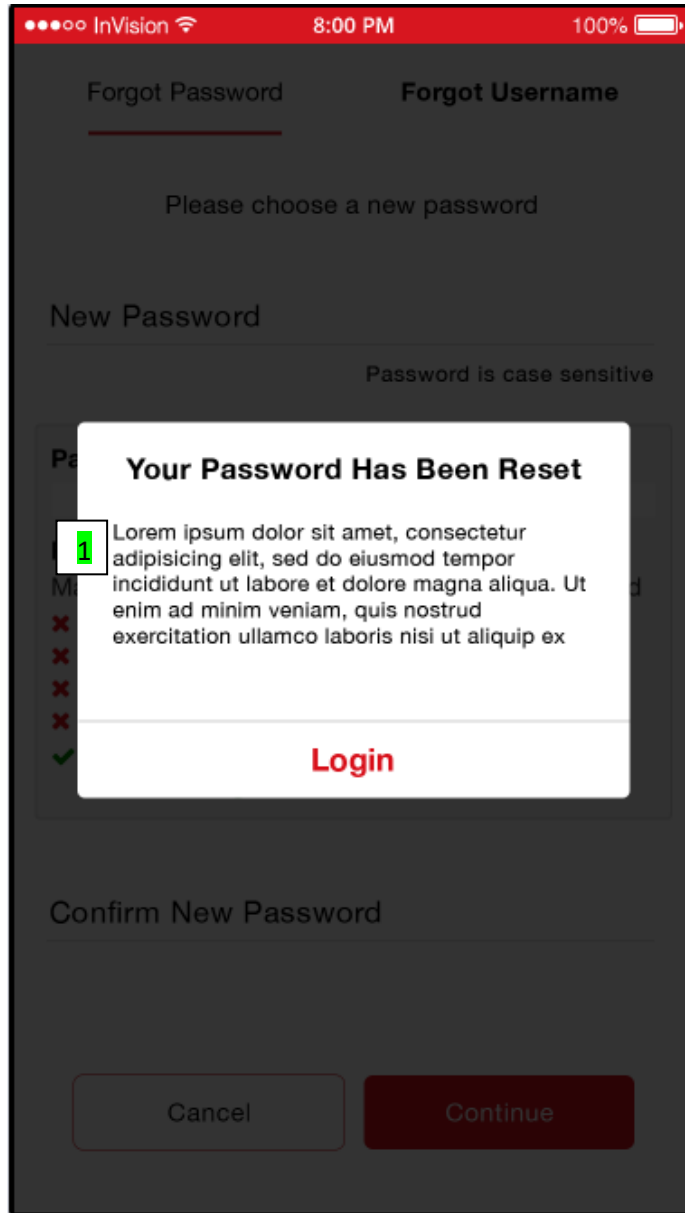
Forgot answer?

Button [Cancel]
Button [Continue]



5

Login



Your Password Has Been Reset

1

Your Password has been reset successfully!

Button [Login]

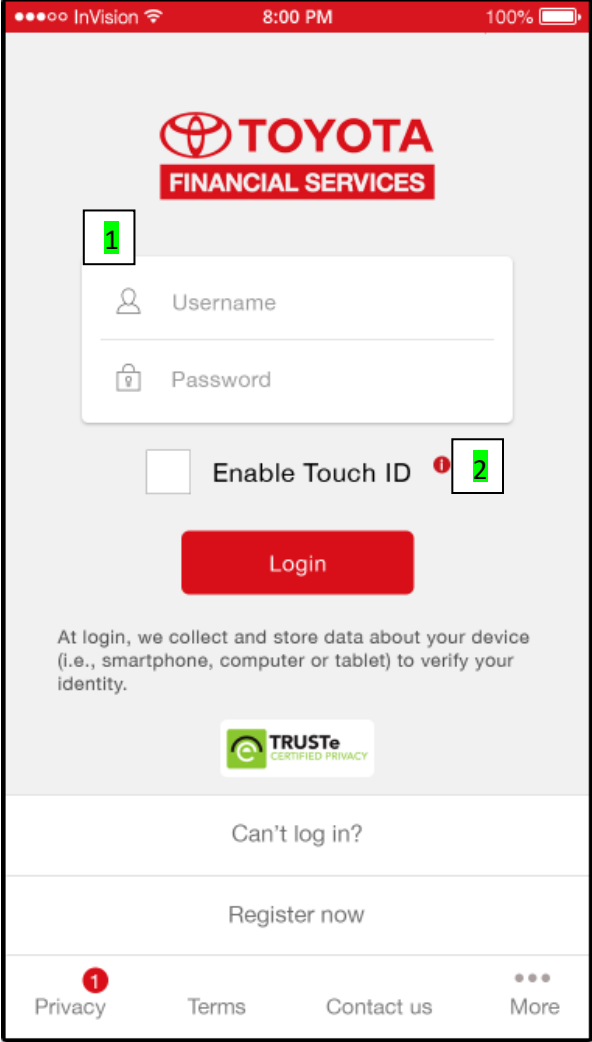
Your Password Has Been Reset

1

Your Password has been reset successfully!

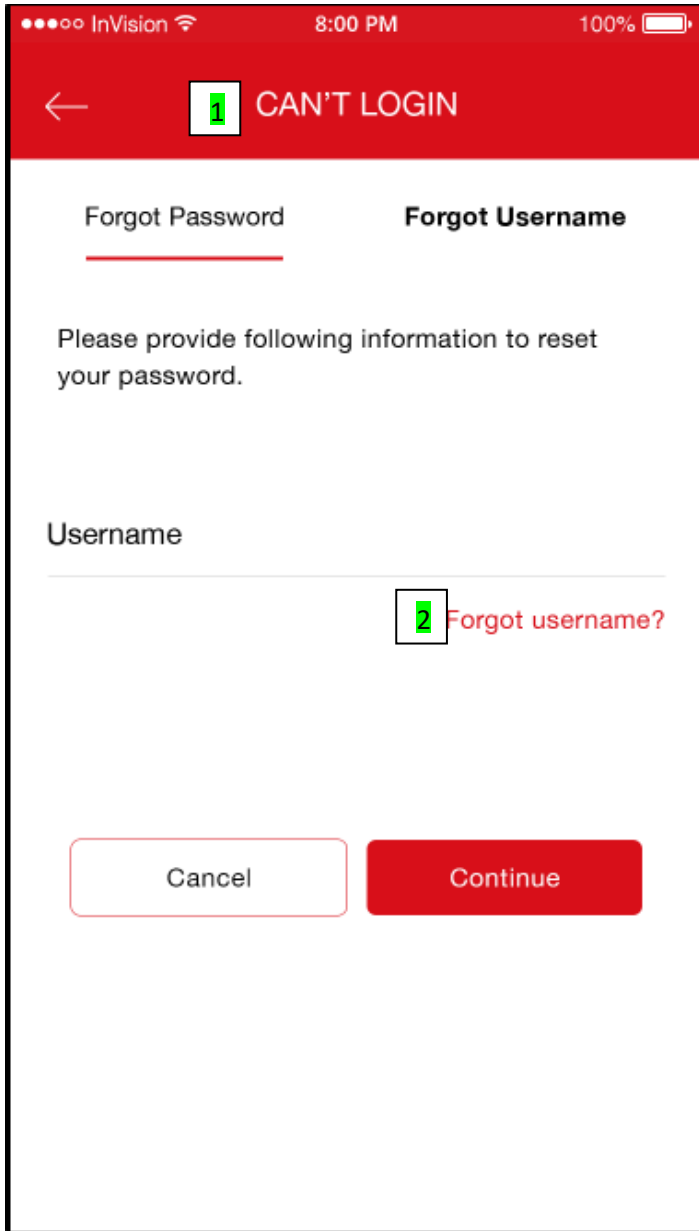
Button [Login]

2.5 FORGOT PASSWORD NON MFA COMPLIANT NO SQA

<p>1</p>	<p>Login</p> 	<p>Center Nav: [Toyota Financial Services Logo]</p> <p>1 Already registered on toyotafinancial.com? Log in using your username and password.</p> <p>[text box] Username [text box] Password</p> <p>[Radio Button] Enable Touch ID</p> <p>2 [info bubble] Touch ID lets you log in to your TFS account with your fingerprint in place of your username and password.</p> <p>Button [Login]</p> <p>At login, we collect and store data about your device (i.e., smartphone, computer or tablet) to verify your identity.</p> <p>[link] Can't log in? [link] Register now</p>	<p>Center Nav: [Lexus Financial Services Logo]</p> <p>1 Already registered on lexusfinancial.com? Log in using your username and password.</p> <p>[text box] Username [text box] Password</p> <p>[Radio Button] Enable Touch ID</p> <p>2 [info bubble] Touch ID lets you log in to your LFS account with your fingerprint in place of your username and password.</p> <p>Button [Login]</p> <p>At login, we collect and store data about your device (i.e., smartphone, computer or tablet) to verify your identity.</p> <p>[link] Can't log in? [link] Register now</p>
----------	---	--	--

2

Username



1

CAN'T LOG IN

Forgot Password
Forgot Username

Please provide the following information to reset your password.

Username
[text box]

2

Forgot Username?

Button [Cancel]
Button [Continue]

1

CAN'T LOG IN

Forgot Password
Forgot Username

Please provide the following information to reset your password.

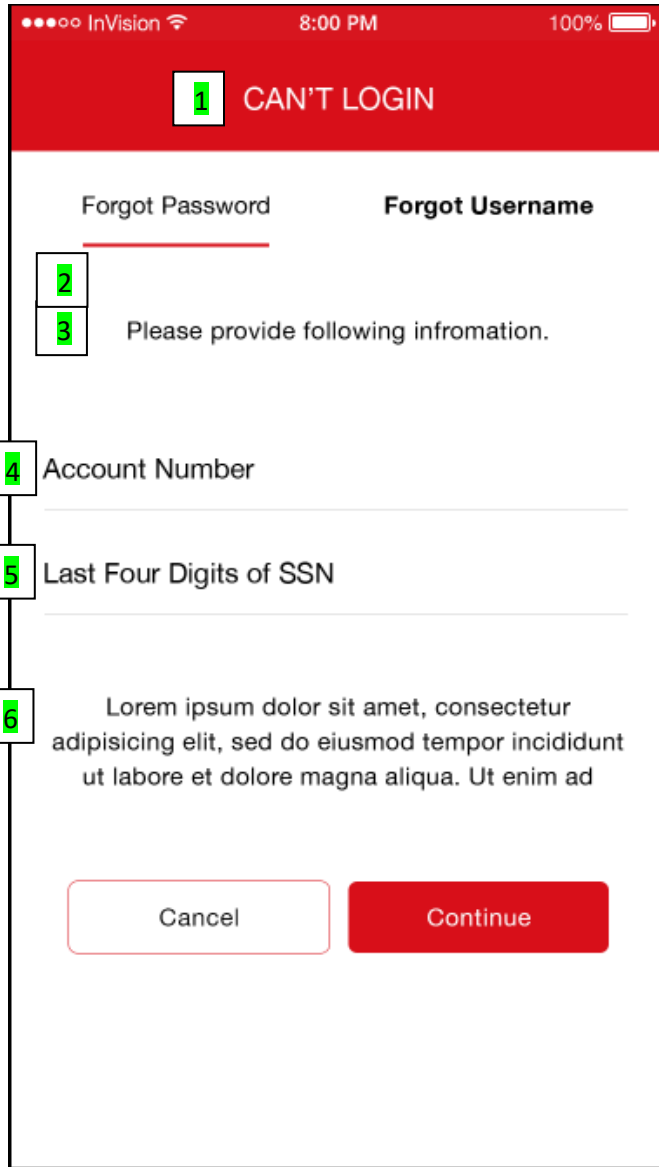
Username
[text box]

2

Forgot Username?

Button [Cancel]
Button [Continue]

3 Mini Reg



1 CAN'T LOG IN
Forgot Password
Forgot Username

2 Account Information

3 Please provide the following information:

Account Number

4 [info bubble] You can find your account number on your billing statement. Please do not include any special characters such as %, - or spaces.

5 Last 4 Digits of your SSN / Tax ID

6 Need your account number? You can find it on a monthly statement on your loan or lease paperwork.

Button [Cancel]
Button [Continue]

1 CAN'T LOG IN
Forgot Password
Forgot Username

2 Account Information

3 Please provide the following information:

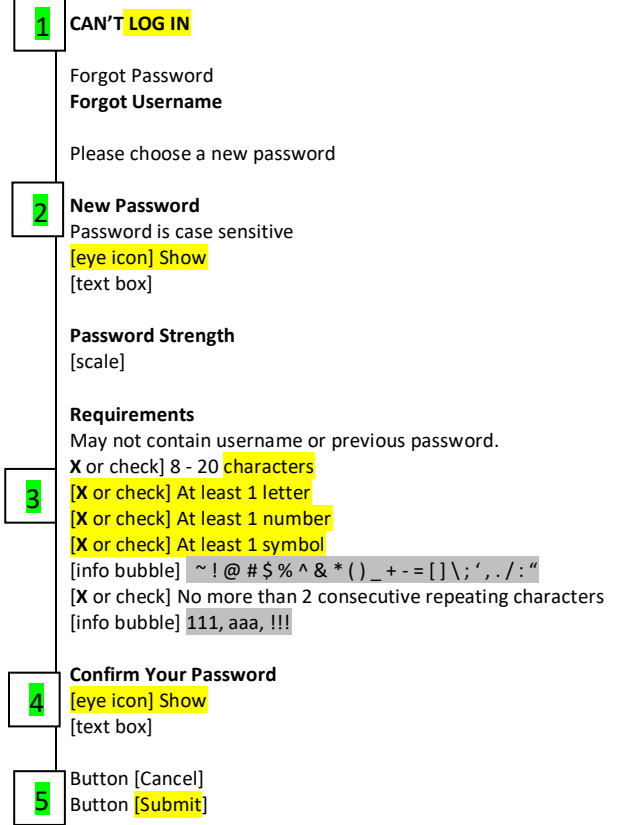
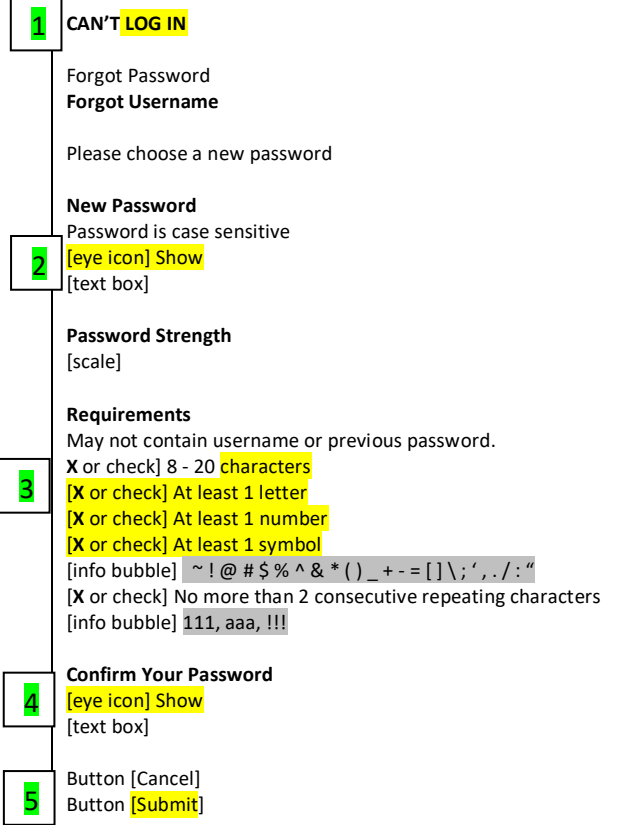
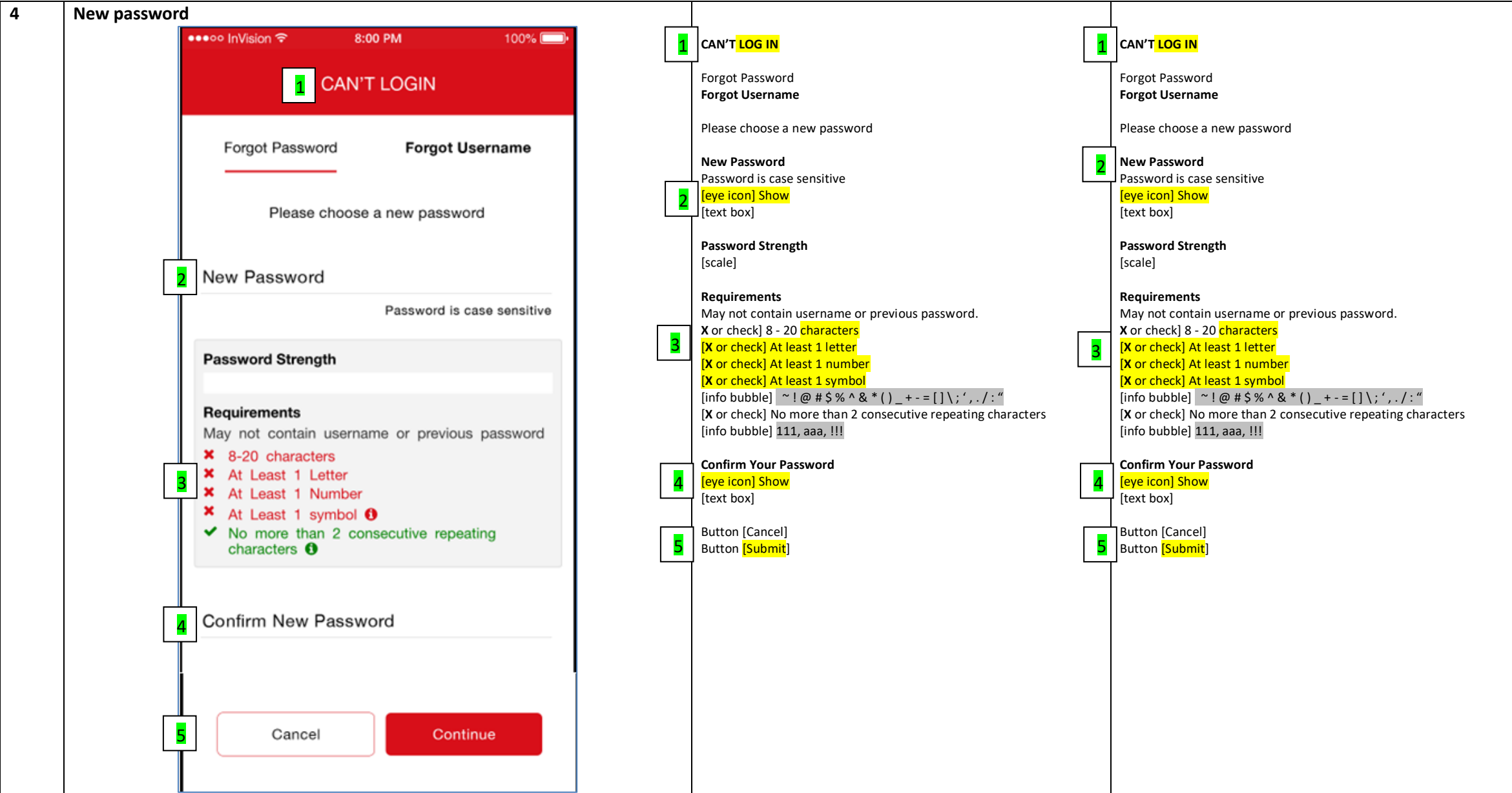
Account Number

4 [info bubble] You can find your account number on your billing statement. Please do not include any special characters such as %, - or spaces.

5 Last 4 Digits of your SSN / Tax ID

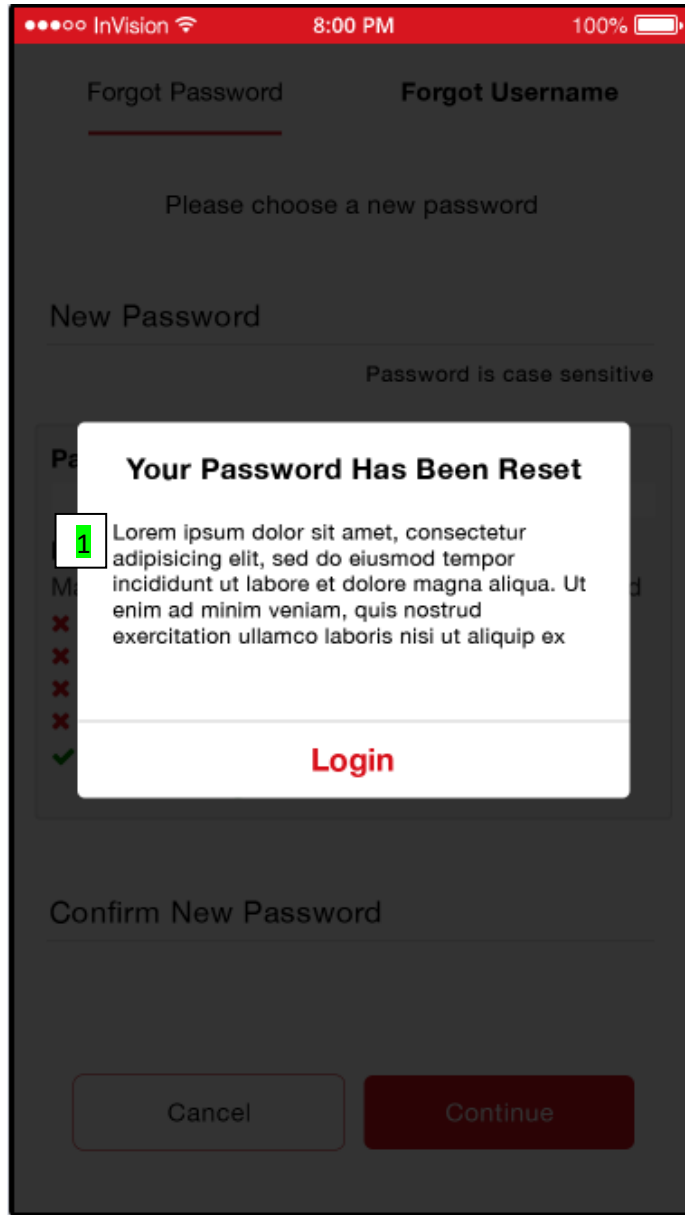
6 Need your account number? You can find it on a monthly statement or on your loan or lease paperwork.

Button [Cancel]
Button [Continue]



5

Login



Your Password Has Been Reset

1 Your password has been reset successfully!

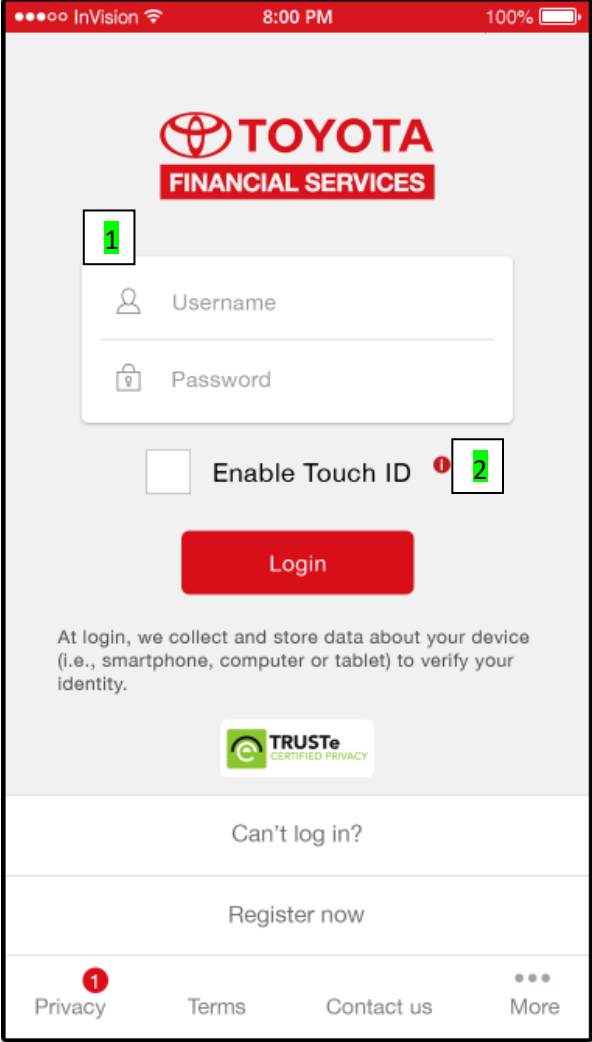
Button [Login]

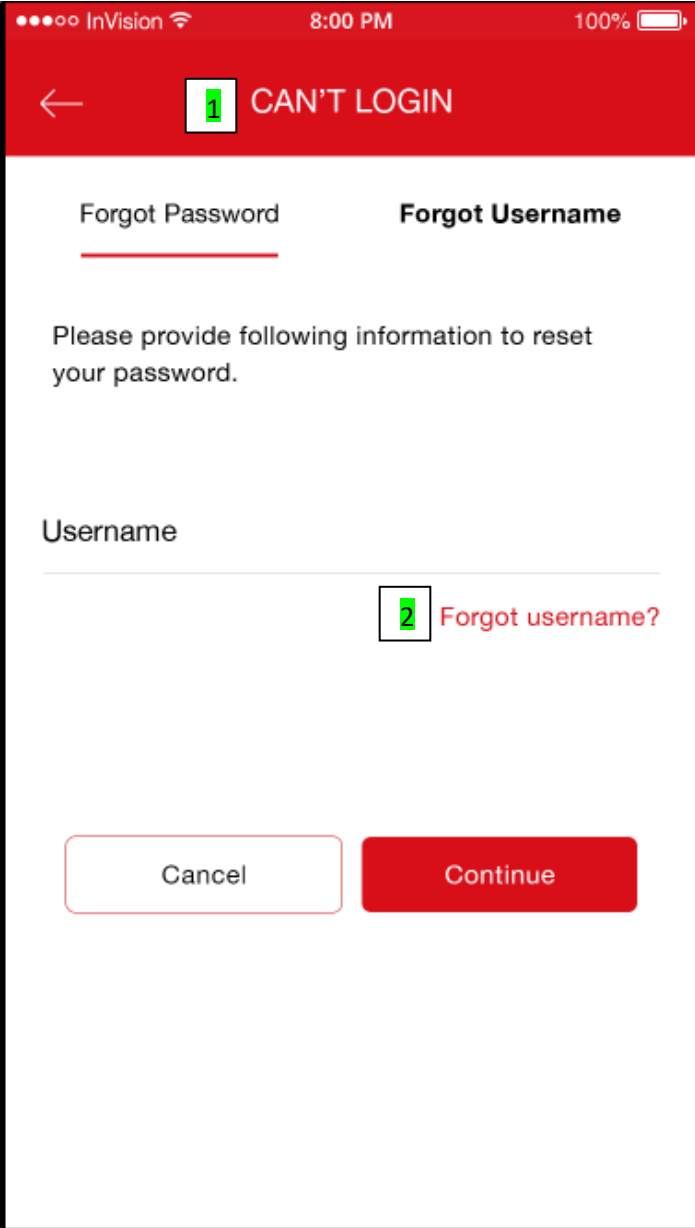
Your Password Has Been Reset

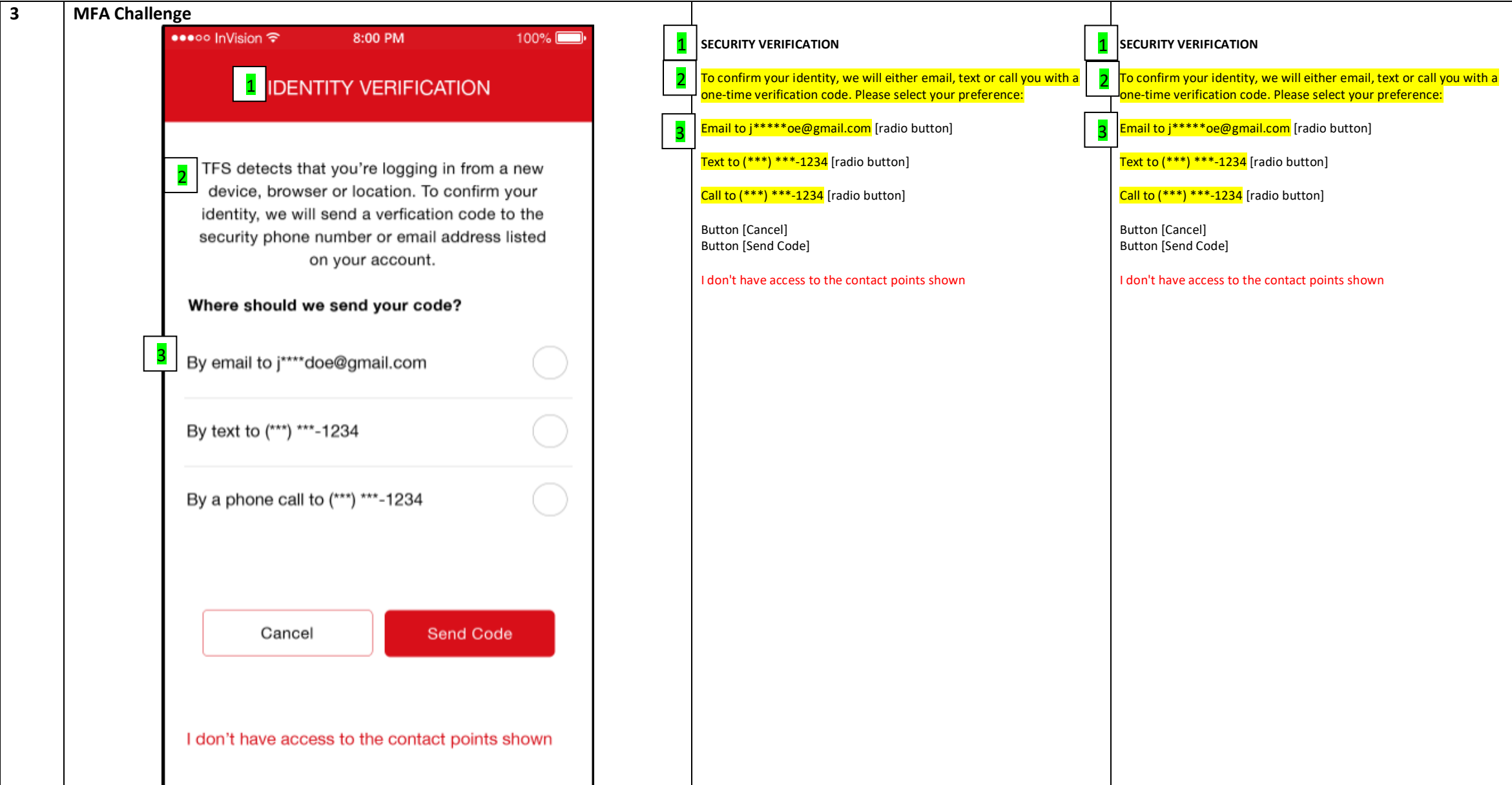
1 Your password has been reset successfully!

Button [Login]

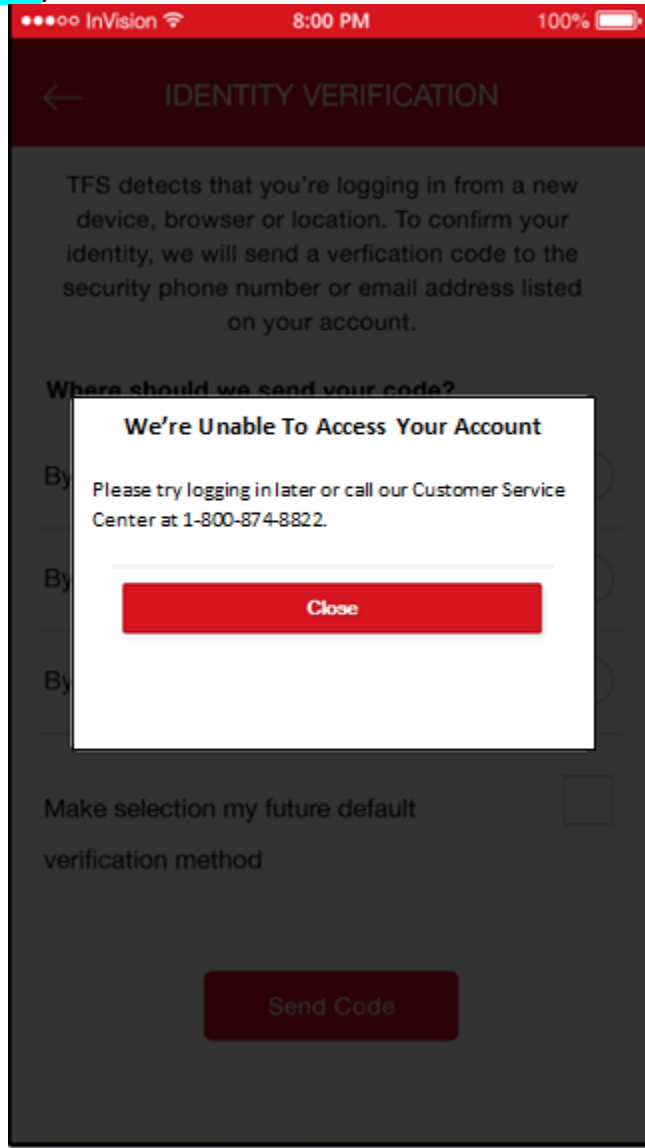
2.6 FORGOT PASSWORD MFA COMPLIANT (PRIVATE & PUBLIC)

<p>1</p>	<p>Login</p> 	<p>Center Nav: [Toyota Financial Services Logo]</p> <p>1 Already registered on toyotafinancial.com? Log in using your username and password.</p> <p>[text box] Username [text box] Password</p> <p>2 [Radio Button] Enable Touch ID [info bubble] Touch ID lets you log in to your TFS account with your fingerprint in place of your username and password.</p> <p>Button [Login]</p> <p>At login, we collect and store data about your device (i.e., smartphone, computer or tablet) to verify your identity.</p> <p>[link] Can't log in? [link] Register now</p>	<p>Center Nav: [Lexus Financial Services Logo]</p> <p>1 Already registered on lexusfinancial.com? Log in using your username and password.</p> <p>[text box] Username [text box] Password</p> <p>[Radio Button] Enable Touch ID 2 [info bubble] Touch ID lets you log in to your LFS account with your fingerprint in place of your username and password.</p> <p>Button [Login]</p> <p>At login, we collect and store data about your device (i.e., smartphone, computer or tablet) to verify your identity.</p> <p>[link] Can't log in? [link] Register now</p>
----------	---	---	---

2	<p>Username</p> 	<p>1 CAN'T LOG IN</p> <p>Forgot Password Forgot Username</p> <p>Please provide the following information to reset your password.</p> <p>Username [text box]</p> <p>2 Forgot Username?</p> <p>Button [Cancel] Button [Continue]</p>	<p>1 CAN'T LOG IN</p> <p>Forgot Password Forgot Username</p> <p>Please provide the following information to reset your password.</p> <p>Username [text box]</p> <p>2 Forgot Username?</p> <p>Button [Cancel] Button [Continue]</p>
---	--	--	--



4 Model displayed when I don't have access to the contact points shown. is selected. (New)



We're Unable To Access Your Account

Please try logging in later or call our Customer Service Center at 1-800-874-8822.

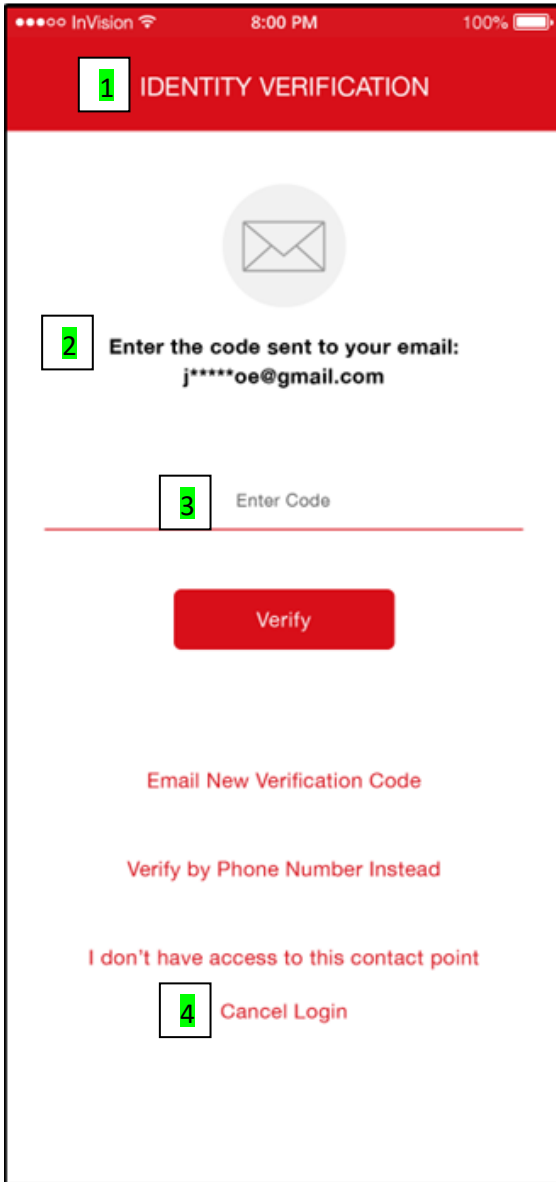
Button [Close]

We're Unable To Access Your Account

Please try logging in later or call our Customer Service Center at 1-800-874-7050.

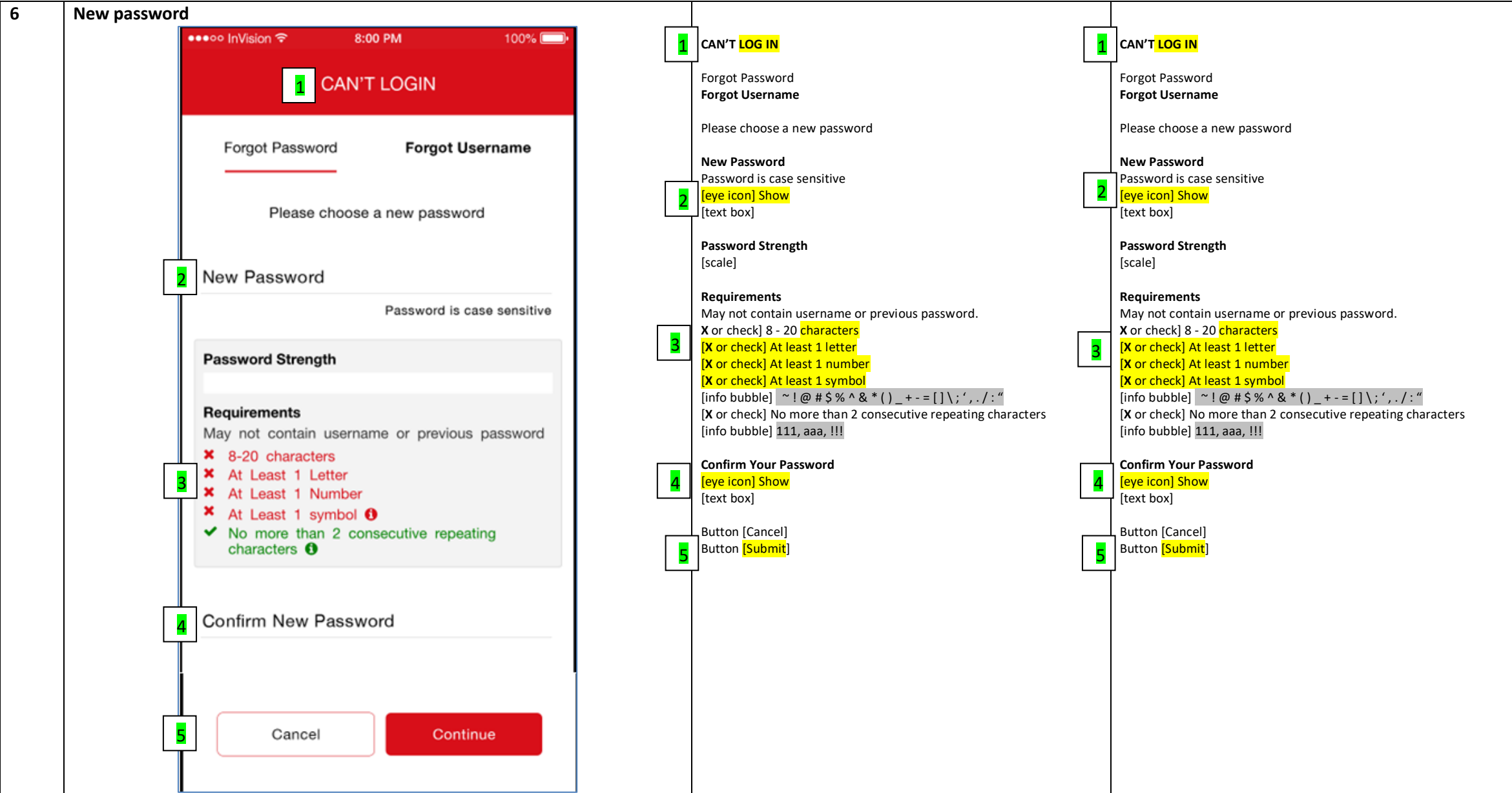
Button [Close]

5 MFA Challenge



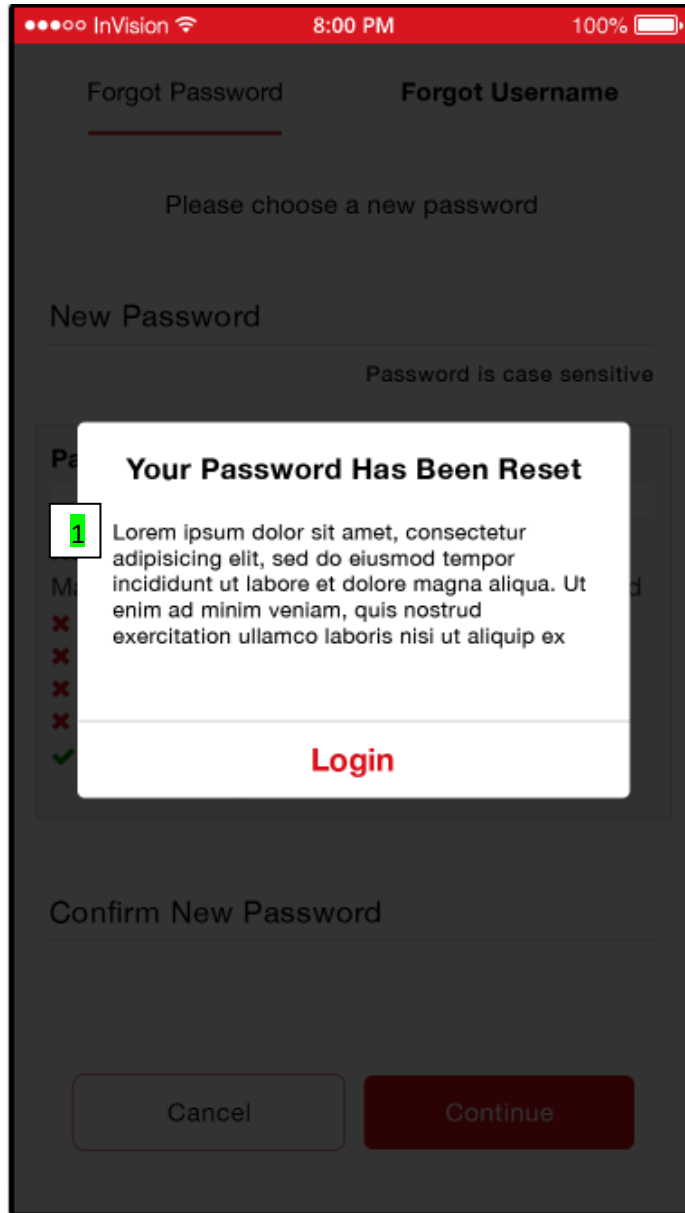
- 1 SECURITY CODE VERIFICATION
[envelope icon]
- 2 A verification code was sent to [email address]
- 3 Enter Verification Code
[numeric input field]
- Button [Verify]
- Email New Verification Code
Verify by Phone Number Instead
I don't have access to this contact point
- 4 Cancel

- 1 SECURITY CODE VERIFICATION
[envelope icon]
- 2 A verification code was sent to [email address]
- 3 Enter Verification Code
[numeric input field]
- Button [Verify]
- Email New Verification Code
Verify by Phone Number Instead
I don't have access to this contact point
- 4 Cancel



7

Login



Your Password Has Been Reset

1 Your password has been reset successfully!

Button [Login]

Your Password Has Been Reset

1 Your password has been reset successfully!

Button [Login]

